

**YAMAHA**

**TX816**

**FM TONE GENERATOR SYSTEM**

**PERFORMANCE NOTES**

This performance notebook lists the performance points that will enable the performer to utilize the maximum capabilities of the voice data loaded into the TX816. Please use this performance notebook as your reference when performing on the TX816.

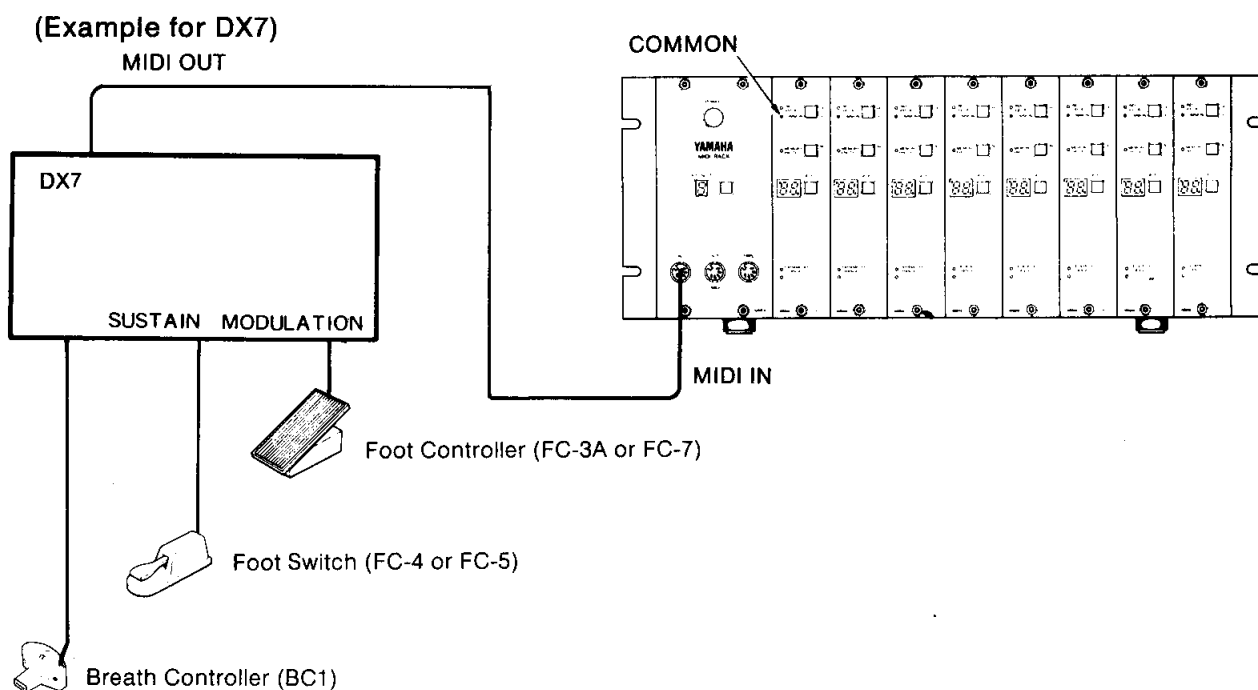
• **Voices loaded into the individual modules of the TX816**

The voices 1 ~ 23 in each TF1 module have been designed so that eight modules should be performed on simultaneously, using MIDI keyboards such as the Yamaha DX7.

Connect a MIDI cable to the MIDI OUT jack of the MIDI keyboard (Yamaha DX7, etc.), and the COMMON IN jack of the TX816, and set the modules of the TX816 to the COMMON setting.

The voices 24 ~ 32 in each module have been designed as individual voices for use together with sequencers such as the Yamaha QX1.

• **Connection procedure**



\* The factory-loaded data have been set so that the Foot Controller, Breath Controller and Modulation Wheel can be used to control the tone, volume and modulation. Therefore in some cases, failure to use the Foot Controller or Breath Controller may result in no sound being produced.

The operation of these effects controllers can also be edited as desired. For example, when using a voice for which the volume is controlled by the Breath Controller, you can switch the effect of the Breath Controller completely off, or you can change the controller for the volume to, say, the Foot Controller. (Refer to page 11 for instructions on the editing procedure.)

**CONTENTS**

---

<b>TX816 VOICE CHART .....</b>	<b>2</b>
<b>PERFORMANCE NOTES .....</b>	<b>7</b>
<b>ABOUT THE INCLUDED FLOPPY DISK.....</b>	<b>10</b>
<b>DATA TABLES .....</b>	<b>11</b>

---

# TX816 VOICE CHART

## 1 HOW TO USE THE TX816 VOICE NAME CHART

1. On the TX816 voice name chart of page 3 and 4, the column farthest to the left indicates the voice names for all eight modules, while 1 ~ 8 form a table for the voice names for each individual module.

The note names at the lower right of the voice names indicate the note range output.

Example:

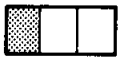
↑ E4.... Notes lower than E4 will be output (using LIMIT HIGHEST KEY function)

A3↑..... Notes higher than A3 will be output (using LIMIT LOWEST KEY function)

(↑ C3) . Notes around C3 and lower will be output (using KEYBOARD SCALING)

(↑ E3).. Notes around E3 and higher will be output (using KEYBOARD SCALING)

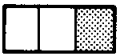
## 2. Effects of effect controllers




..... Use Modulation Wheel to control volume



..... Use Foot Controller to control volume



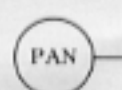
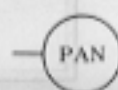
..... Use Breath Controller to control volume



..... Use Foot Controller to control tone

3. 24 ~ 32 form the individual voice section. The two modules 1 and 2 together form one voice, while all other modules have been set to different individual voices. These can be used as voices for sequencers.
4. To produce the optimum stereo effect, it is recommended to set the PAN controls of the mixer as shown at the very top of the table.

## 2 VOICE NAME CHART



TITLE	1	2	3	4
1 PIANO	PIANO L	PIANO R	BASS END	TREBLE END
2 STRINGS	STRINGS LIGHT 1	STRINGS LIGHT 2	STRINGS HEAVY 1	STRINGS HEAVY 2
3 CHURCH ORGAN	CLOSED PIPE	OPEN PIPE	LOW MID PIPE	REEDS
4 CHOIR	MALE BASS 1	MALE TENOR	MALE BASS 2	MALE BASS 3
5 TRUMPETS	TRUMPET 1	TRUMPET 2	TRUMPET 3	TRUMPET 4
6 ELEC. PIANO	ELEC. PIANO TREMOLO L	ELEC. PIANO TREMOLO R	TINE PIANO 1	TINE PIANO 2
7 CELLOS	CELLO 1	CELLO 2	CELLO 3	CELLO 4
8 ELEC. ORGAN	ROTO SLOW	ROTO FAST	BASIC ORGAN 1	BASIC ORGAN 2
9 HORNS	ELECTRO HORN 1	ELECTRO HORN 2	MELLOW HORN 1	MELLOW HORN 2
10 FILTER SYNTH	PERCUSSIVE SYNTH 1	PERCUSSIVE SYNTH 2	FILTER SWEEP 1	FILTER SWEEP 2
11 FM PIANO	FM PIANO 1	FM PIANO 2	METAL ELECTRIC PIANO 1	WIRE ELECTRIC PIANO 1
12 8 WAY PERCUSSION	TRIANGLE $\uparrow C_1$	FLEXI $C_1 \downarrow - F_1 \downarrow$	CHIP BLOCKS $G_1 - F_2 \downarrow$	HAND DRUMS $G_2 - F_3 \downarrow$
13 BASS-ELEC. PIANO+ SPLIT	ELECTRIC PIANO 1 $E_3 \uparrow$	ELECTRIC PIANO 2 $E_3 \uparrow$	ELECTRIC ORGAN 1 $E_3 \uparrow$	ELECTRIC ORGAN 2 $E_3 \uparrow$
14 E.PNO/STRGS/BRM MIX	ELECTRIC PIANO 1	ELECTRIC PIANO 2	BREATH CONTROL BRASS 1	BREATH CONTROL BRASS 2
15 GUITAR-OBOE STRINGS	STRINGS MELLOW 1	STRINGS BRIGHT 1	ACOUSTIC GUITAR 1 $\uparrow E_4$	ACOUSTIC GUITAR 2 $\uparrow E_4$
16 PLUCK SPECIAL	PLUCKED 1	PLUCKED 2	TOUCH RISE 1	TOUCH RISE 2
17 PIANO/CHOIR	ACOUSTIC PIANO 1	ACOUSTIC PIANO 2	ACOUSTIC PIANO 3	ACOUSTIC PIANO 4
18 BELL→VOICE	BIG TUBES 1	BIG TUBES 2	DREAM VOICE 1	DREAM VOICE 2
19 FALLING→	DINGLE HI 1	DINGLE HI 2	ADDITIVE 1	ADDITIVE 2
20 PRETTY POWER	PERCUSSIVE SYNTH 1	PERCUSSIVE SYNTH 2	SYNTH BRASS 1	SYNTH BRASS 2
21 FULL ORCHESTRA	STRINGS	ELECTRIC VIOLIN	VIOLIN	BREATH CONTROL BRASS 1
22 JAZZ ORCHESTRA SPLIT	TROMBONE 1 $C_3 \uparrow$	TROMBONE 2 $C_3 \uparrow$	TOUCH TRUMPET 1 $C_3 \uparrow$	TOUCH TRUMPET 2 $C_3 \uparrow$
23 CELLOS/HORNS	BRIGHT CELLO	CELLO 1	MELLOW CELLO	CELLO 2
24	AFRICAN MALLETS 1	AFRICAN MALLETS 2	BREATH CONTROL OBOE	BREATH CONTROL BASSOON
25	PLANET OF ICE 1	PLANET OF ICE 2	RECORDER	NOSE TONE
26	FLOATING CLOUDS 1	FLOATING CLOUDS 2	BANJO	FIDDLE
27 INDIVIDUAL	GLASS WIND CHIMES 1	GLASS WIND CHIMES 2	MAGIC ORGAN	DREAM BELL
28 VOICE →	HARPSICHORD LOW	HARPSICHORD HIGH	KOTO	SITAR
29 SECTION	CLAV. 1	CLAV. 2	SMOOTH	PIZZICATO STRINGS
30	VIBE 1	VIBE 2	OCEAN	SMASH!
31	DOUBLE HARP 1	DOUBLE HARP 2	CELESTE	GLOCKENSPIEL
32	BELL TREE 1	BELL TREE 2	TUNED BELLS	ANGLUNG

DATA DOUBLE VOICES

SOLO VOICES



5

6

7

8

NOTES

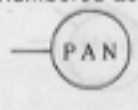
PIANO SOLID	PIANO BRIGHT	HAMMER NOISE	UPPER OCTAVE RING		
STRINGS MELLOW 1	STRINGS MELLOW 2	STRINGS LIGHT 3	SOLO VIOLIN		
FEMALE VOCAL	MALE BASS	MALE ALTO	BASS PIPES		
FEMALE VOCAL 1	FEMALE VOCAL 2	MALE BASS 4	FEMALE VOCAL 3		MODULATION WHEEL
TRUMPET 5	TRUMPET 6	SYNTH TRUMPET	BRIGHT TRUMPET		
ELEC. PIANO 1	ELEC. PIANO 2	TINE PIANO 3	TINE PIANO 4		
CELLO 5	CELLO 6	BOWED CELLO 1	BOWED CELLO 2		
FULL ORGAN 1	FULL ORGAN 2	TOUCH ORGAN	FULL ORGAN 3		
BRIGHT HORN 1	BRIGHT HORN 2	BREATH CONTROL HORN 1	BREATH CONTROL HORN 2		
FILTER SWEEP 3	FILTER SWEEP 4	CHORUS SYNTH 1	CHORUS SYNTH 2		FOOT CONTROL MODULATION (OVERALL VOLUME)
METAL ELECTRIC PIANO 2	WIRE ELECTRIC PIANO 2	ACOUSTIC PIANO L	ACOUSTIC PIANO R		
PHLOOT G <sub>3</sub> -F <sub>4</sub> 2	TIMBALE G <sub>4</sub> -F <sub>5</sub> 2	PAN DRUM G <sub>3</sub> -B <sub>3</sub>	ODA BELL C <sub>3</sub> 1		
BREATH CONTROL TRUMPET 1	BREATH CONTROL TRUMPET 2	BASS 1 C <sub>3</sub>	CLAV		
VIOLINS	STRING BELLS	SYNTH STRINGS 1	SYNTH STRINGS 2		
STRINGS MELLOW 2	STRINGS BRIGHT 2	BREATH CONTROL OBOE A <sub>3</sub> 1	VIOLINS		
SIDE TO SIDE 1	SIDE TO SIDE 2	THINBLE	HI BELL		
MALE VOICE 1	MALE VOICE 2	TENOR VOICE 1	TENOR VOICE 2		BREATH CONTROL
VOICES 1	VOICES 2	INNER SPACE 1	INNER SPACE 2		
ADDITIVE 3	ADDITIVE 4	DINGLE LOW 1	DINGLE LOW 2		
SYNTH PLUCKED	HEAVY METAL 1	HEAVY METAL 2	HARPSICHORD		
BREATH CONTROL BRASS 2	TOUCH BRASS (C <sub>3</sub> 1)	CELLO	TIMPANI		
BREATH CONTROL SAX (E <sub>3</sub> 1)	FLUTE (E <sub>3</sub> 1)	PIZZICATO BASS (1 C <sub>3</sub> )	RIDE CYMBAL 1 C <sub>3</sub>		
BREATH HORN	MELLOW HORN	FLUTTER HORN	HORN		FOOT CONTROL MODULATION (FILTER EFFECT)
BREATH CONTROL CLARINET	BREATH CONTROL FLUTE	DOUBLE BASS	METAL BLOCKS E <sub>3</sub> 1		
BREATH CONTROL SAX	HUFF SYNTH	HARMONIC BASS	SYNTH DRUMS E <sub>3</sub> 1		
JAZZ GUITAR	OLD SPANISH	FUNK BASS 1	TIMBALES E <sub>3</sub> 1		
ELECTRIC GUITAR	YES BUNK	SMOOTH BASS 1	SKULLS E <sub>3</sub> 1		
HARMO SYNTH	STEEL DRUMS	WOOD BASS	QUEKER E <sub>3</sub> 1		
PEDAL STEEL	GAS PIPE	SMOOTH BASS 2	CASTANETS E <sub>3</sub> 1		
AIR FARCE	BIRDS	FUNK BASS 2	TAMBOURINE E <sub>3</sub> 1		
GONGS	REFEREE'S WHISTLE	FUNK BASS 3	HAND DRUMS E <sub>3</sub> 1		
KNOCK CLAV	BIG BEN	SMOOTH BASS 3	TRIANGLE E <sub>3</sub> 1		

BASSES PERCUSSION

\* The master tuning for each module should be set to zero.

### 3 ORIGINAL NAME LIST

This is a list of the original names used for each voice. The original names are numbered according to the voice number and the module number.

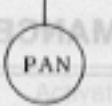


TITLE	1	2	3	4	
1	PIANO	AC.PNO 1.1	AC.PNO 1.2	PNO.B 1.3	AC.PNO 1.4
2	STRINGS	STRGS 2.1	STRGS 2.2	STRG.H 2.3	STRG.H 2.4
3	CHURCH ORGAN	P.ORG 3.1	P.ORG 3.2	P.ORG 3.3	P.ORG 3.4
4	CHOIR	VOICE 4.1	VOICE 4.2	VOICE 4.3	VOICE 4.4
5	TRUMPETS	TRMPT 5.1	TRMPT 5.2	TRMPT 5.3	TRMPT 5.4
6	ELEC. PIANO	E.PNO 6.1	E.PNO 6.2	E.TPNO 6.3	E.TPNO 6.4
7	CELLOS	CELLO 7.1	CELLO 7.2	CELLO 7.3	CELLO 7.4
8	ELEC. ORGAN	E.ORG 8.1	E.ORG 8.2	B.ORG 8.3	B.ORG 8.4
9	HORNS	E.HORN 9.1	E.HORN 9.2	M.HORN 9.3	M.HORN 9.4
10	FILTER SYNTH	PCSYN 10.1	PCSYN 10.2	F.SWP 10.3	F.SWP 10.4
11	FM PIANO	FMPNO 11.1	FMPNO 11.2	M.PNO 11.3	W.PNO 11.4
12	8 WAY PERCUSSION	TRIGL 12.1	FLEX I 12.2	CHIPB 12.3	HNDRM 12.4
13	BASS-ELEC. PIANO + SPLIT	E.PNO 13.1	E.PNO 13.2	E.ORG 13.3	E.ORG 13.4
14	E.PNO/STRGS/BRS MIX	E.PNO 14.1	E.PNO 14.2	BCBRS 14.3	BCBRS 14.4
15	GUITAR-OBOE STRINGS	STGSM 15.1	STGSB 15.2	A.GTR 15.3	A.GTR 15.4
16	PLUCK SPECIAL	PLUK 16.1	PLUK 16.2	T.RSE 16.3	T.RSE 16.4
17	PIANO/CHOIR	A.PNO 17.1	A.PNO 17.2	A.PNO 17.3	A.PNO 17.4
18	BELL → VOICE	B.TBS 18.1	B.TBS 18.2	DM.VC 18.3	DM.VC 18.4
19	FALLING →	DINGL 19.1	DINGL 19.2	ADTVE 19.3	ADTVE 19.4
20	PRETTY POWER	P.SYN 20.1	P.SYN 20.2	SYNBS 20.3	SYNBS 20.4
21	FULL ORCHESTRA	STRGS 21.1	E.VLN 21.2	VIOLN 21.3	BCBRS 21.4
22	JAZZ ORCHESTRA SPLIT	TRBNE 22.1	TRBNE 22.2	T.TRP 22.3	T.TRP 22.4
23	CELLOS/HORNS	CELLO 23.1	CELLO 23.2	CELLO 23.3	CELLO 23.4
24		AFMAL 24.1	AFMAL 24.2	OBOBC 24.3	BCBSN 24.4
25		P.ICE 25.1	P.ICE 25.2	RECDR 25.3	NOSTN 25.4
26		FLCLD 26.1	FLCLD 26.2	BANJO 26.3	FIDLE 26.4
27	INDIVIDUAL	GL.WC 27.1	GL.WC 27.2	MGORG 27.3	DMBEL 27.4
28	VOICE →	HARPS 28.1	HARPS 28.2	KOTO 28.3	SITAR 28.4
29	SECTION	CLAV 29.1	CLAV 29.2	SMOOH 29.3	P.STG 29.4
30		VIBES 30.1	VIBES 30.2	OCEAN 30.3	SMASH 30.4
31		DB.HP 31.1	DB.HP 31.2	CLSTE 31.3	GLOCK 31.4
32		BLTRE 32.1	BLTRE 32.2	TDBLS 32.3	ANLNG 32.4

DOUBLE VOICES

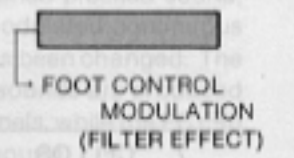
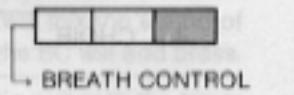
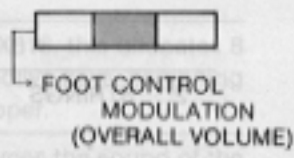

SOLO VOICES

\* The master tuning for each module should be set to zero.



NOTES

AC. PNO 1.5	AC. PNO 1.6	AC. PNO 1.7	OCT. R. 1.8
STRG. M. 2.5	STRG. M. 2.6	STRGS 2.7	VIOLIN 2.8
VOICE 3.5	VOICE 3.6	VOICE 3.7	P. ORG 3.8
VOICE 4.5	VOICE 4.6	VOICE 4.7	VOICE 4.8
TRMPT 5.5	TRMPT 5.6	SYNTRP 5.7	B. TRP 5.8
E. PNO 6.5	E. PNO 6.6	T. PNO 6.7	T. PNO 6.8
CELLO 7.5	CELLO 7.6	CELLO 7.7	CELLO 7.8
F. ORG 8.5	F. ORG 8.6	T. ORG 8.7	F. ORG 8.8
B. HORN 9.5	B. HORN 9.6	BC HRN 9.7	BC HRN 9.8
F. SWP 10.5	F. SWP 10.6	CRSYN 10.7	CRSYN 10.8
M. PNO 11.5	W. PNO 11.6	A. PNO 11.7	A. PNO 11.8
PHOOT 12.5	TMBLE 12.6	P. DRM 12.7	ODABL 12.8
BCTRP 13.5	BCTRP 13.6	BASS 13.7	CLAV 13.8
VIOLN 14.5	STGBL 14.6	SYNST 14.7	SYNST 14.8
STG. M. 15.5	STG. B 15.6	OBOE 15.7	VIOLN 15.8
SD. SD. 16.5	SD. SD. 16.6	THBL 16.7	HIBEL 16.8
VOICE 17.5	VOICE 17.6	VOICE 17.7	VOICE 17.8
VOICE 18.5	VOICE 18.6	I. SPC 18.7	I. SPC 18.8
ADTVE 19.5	ADTVE 19.6	DINGL 19.7	DINGL 19.8
SYNPK 20.5	H. MTL 20.6	H. MTL. 20.7	HARPS 20.8
BCBRS 21.5	T. BRS 21.6	CELLO 21.7	TMPN I 21.8
BCSAX 22.5	FLUTE 22.6	P. BAS 22.7	R. CYM 22.8
B. HRN 23.5	M. HRN 23.6	F. HRN 23.7	HORNS 23.8
BCCLA 24.5	FLUTE 24.6	D. BAS 24.7	MBLOK 24.8
BCSAX 25.5	H. SYN 25.6	H. BAS 25.7	SYNDM 25.8
J. GTR 26.5	O. SPH 26.6	F. BAS 26.7	TMB 26.8
STGTR 27.5	Y. BNK 27.6	S. BAS 27.7	SKLS 27.8
H. SYN 28.5	ST DM 28.6	WDBSS 28.7	QKR 28.8
PDSTL 29.5	G. PIP 29.6	SMBSS 29.7	CSTNT 29.8
A. FCE 30.5	BIRD 30.6	F. BSS 30.7	TMBRN 30.8
GONG 31.5	RFWSL 31.6	F. BSS 31.7	HDRUM 31.8
NCLAV 32.5	B. BEN 32.6	S. BSS 32.7	TR IGL 32.8



BASSES PERCUSSION

\* The master tuning for each module should be set to zero.

## PERFORMANCE NOTES

\* The terms below have been abbreviated as follows:

Module 1 ..... M1  
 Module 8 ..... M8  
 Modulation wheel ..... MW  
 Breath control ..... BC  
 Foot control ..... FC  
 After touch ..... AT

1. PIANO	For this sound, we have synthesized the individual frequency components that comprise the sound of a piano. M1, M2, M5 and M6 produce the general piano sound, while M3 produces a resonant bass. M4 produces the sound of the higher octave strings, M7 produces the hammer noise, and M8 produces the sound of the undamped high strings. These components are all combined together, resulting in a rich and realistic piano sound.
2. STRINGS	First enter the MW. M8 will produce the sound of a solo violin. Pressing the FC will add the strings of M1 ~ M7 in order, resulting in a string ensemble.
3. CHURCH ORGAN	Normally, this sound is that of a small pipe organ. Activating the MW turns on the CLOSED PIPE effect, while pressing down the FC will activate the REEDS, LOW MID PIPE and BASS PIPES effects in order, producing a rich and sonorous sound. Release the FC and blow into the BC. You should be able to hear the sound of a church choir.
4. CHOIR	First activate the FC. The male BASS chorus should start up. Now activating the MW should cause the female chorus to enter. Now blow into the BC, producing a large choir effect.
5. TRUMPETS	This sound reproduces the bright and brilliant effect of a trumpet ensemble. Adjust the volume by using the FC, and use the MW to control the degree of vibrato. The PITCH BEND effect can also be used if desired.
6. ELECTRIC PIANO	This sound features a metallic attack noise. Real electric pianos produce this kind of noise in addition to their regular round and pearly sound. The MW can be used to add a tremolo effect (generated by M1 and M2), while the FC can be used for a chorus effect (generated by M3 and M4).
7. CELLOS	This sound reproduces the dark and rich low frequency sound of an orchestra's cello ensemble. The FC can be used to produce a normal-sounding cello ensemble, while the MW can be used to control the effect of cellos being bowed with a heavier touch.
8. ELECTRIC ORGAN	First activate the FC, producing the basic organ sound. The M7 sound will vary according to the initial touch. Blowing into the BC should produce the sound of the high four feet and two feet draw bars. The MW can also be used to produce the effect of a rotary speaker.



9. HORNS	Activate the FC and perform with a normal touch, producing a rounded horn sound. Using a stronger initial touch will cause the sound to distort on the attacks. The MW will make the tone quality sharper, and the BC can also be used to change the sound.
10. FILTER SYNTH	This creates the effect of the filter of an analogue synthesizer, creating a sound whereby the VCF cut-off frequency seems to be moving. First cancel the MW, FC and BC, producing a rounded sound that is close to a sine wave. Pressing down the FC will increase the cut-off frequency, and activating the MW will increase the intensity of the attack. The BC can be used to produce the sound of two synthesizers being played in unison, one slightly detuned from the other.
11. FM PIANO	This is a special Yamaha original piano sound, that only the FM tone generation system is capable of producing. Only the keyboard touch and damper functions are used. The MW, FC and BC are not used.
12. 8 WAY PERCUSSION	Using the NOTE LIMIT function of the TX816, this allocates 8 different percussion sounds to the respective keys, beginning from the lower and progressing to the upper.
13. BASS-ELECTRIC PIANO + SPLIT	Turning down the MW, FC and BC produces the sound of the bass on the lower keys, while the upper keys will produce the sound of a clavinet. Turning up the MW will add the sound of the electric piano to the upper keys, while the FC will add the sound of an electric organ. The BC will add the sound of a trumpet across the entire frequency range.
14. E. PIANO/ STRINGS/ BRASS MIX	The normal mode of this voice produces the M1 and M2 electric piano sound. Pressing down on the FC will mix the sound of strings to the electric piano, while using the BC will add brass.
15. GUITAR-OBOE STRINGS	The MW will split the sound of an acoustic guitar to the lower keys, while the BC splits the sound of an oboe to the upper keys, forming an oboe solo with guitar accompaniment. Pressing down on the FC will add the sound of strings across the entire frequency range.
16. PLUCK SPECIAL	This is a special sound, belonged to the PLUCKED sound category. M1 and M2 form the basic tensioned plucked sound, while M3 and M4 produce a pitch EG-modulated continuous sound that sounds like the attack time has been changed. The MW can be used so that the M5 and M6 sounds are produced in alternation from the left and right channels, while the FC can be used to produce the M7 and M8 bell sound.
17. PIANO/ CHOIR	Turning down the FC will produce the sound of an acoustic piano, while gradually pressing down on the FC adds the sound of a male choir.
18. BELL → VOICE	Turn down the FC. When a given key on the keyboard is pressed, first the BIG TUBES sound will be produced, and while this sound is decaying, the DREAM VOICE sound will enter. Holding the key down even longer will cause the INNER SPACE sound to be produced. Pressing down the FC will produce the VOICES sound. If the sustain pedal is being held down, the voices will change in order as outline above, even if the original key is released.
19. FALLING →	This sound reproduces the effect of glittering falling stars, followed by a slow attack sine wave synthesizer sound.

20. PRETTY POWER	This powerful sound is a combination of many exotic ingredients.
21. FULL ORCHESTRA	For this composite sound, the FC controls the strings sound, the BC controls the brass sounds, while the MW controls the tympani. In combination, these sounds will create the sound of an orchestra.
22. JAZZ ORCHESTRA SPLIT	The lower keys are used for producing the sound of a plucked bass and ride cymbal. For the upper keys, the MW controls the flutes, the BC controls the saxophones and the FC controls the trumpets and trombones. Following the flute and saxophone solos, a TUTTI performance effect can be produced.
23. CELLOS/ HORNS	The MW controls the cellos, while the FC controls the horns, for this darker and heavier sound.

Following 24, each individual module contains a different voice. The information for these voices are as follows.

Modules 1 and 2 form a DOUBLE VOICE together.

24. AFRICAN MALLETS	This sound has a very ethnic African flavor.
25. PLANET OF ICE	This is a very dreamy, fantastic sound.
26. FLOATING CLOUDS	This sound gives the feeling of a person riding on a cloud, floating on air.
27. GLASS WIND CHIMES	This glass wind chimes sound tinkles from right to left
28. HARPSICHORD	This sound is that of an orthodox harpsichord.
29. CLAV	This sound is that of a normal clavinet.
30. VIBES	The MW can be used to reproduce the pitch vibrato effect.
31. DOUBLE HARP	This sound reproduces very subtle differences in the attack.
32. BELL TREES	Use a glissando technique for this sound. It will give a lingering effect, just like the real thing.

Modules 3 ~ 6 each contain individual wind instruments, string instruments, percussion instruments and sound effect sounds. These can be used as sounds for solo instruments when performing with a sequencer.

Module 7 contains nine different types of bass sounds.

Module 8 contains PERCUSSION sounds. When connecting the QX → TX816 → RX, connect the RX to THRU of module 8 on the TX816, and sound it using the channel information, and also set the NOTE LIMIT function to E3 and above, enabling the voices of module 8 to be used as well.

## ABOUT THE INCLUDED FLOPPY DISK

● The included 5.25 inch disk is for back-up use of TX816 Voice and Function Data. On it are voice and function data set at the time you received your TX816. YAMAHA QX1 DIGITAL SEQUENCER RECORDER is needed to use this disk.

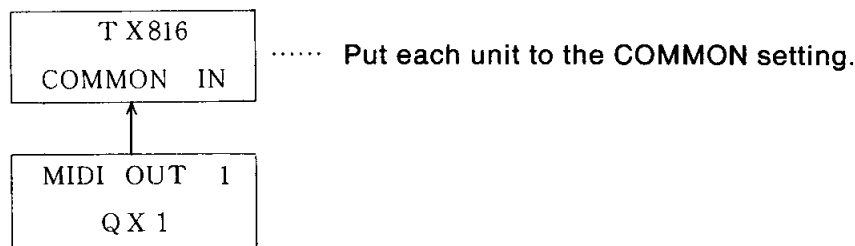
Please load it into the TX816 by using the QX1 UTILITY MODE, JOB COMMAND 22 BULK OUT. The BULK DIRECTORY is as shown below.

1	SLOT 1	AV	All Voice (32 Voice) data in the TX816 MODULE 1
2	SLOT 2	AV	
⋮	⋮		
9	SLOT 1	AF	All Function (32 Function) data in the TX816 MODULE 1
⋮	⋮		
16	SLOT 8	AF	

Once the TX816 has received all of this Bulk Data, the LED display will show "AV" or "AF". Make sure this is displayed before continuing on to the next loading.

● Demonstration performance data are also on the disk. Play back "CHAIN 1 DEMO". This will give performance examples for voices 1 through 23 in order.

● **Procedure for connecting MIDI in playback**



This demonstration was recorded in a QX1 in real time using one DX7. It shows the performance which can be obtained when just one DX7 is connected.

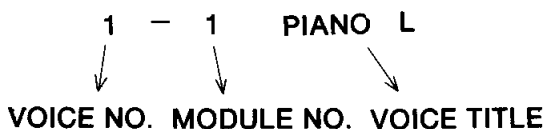
**[ CAUTION ]**

The data described in this performance notes are not loaded into the TX816 for the production number up to 1240. For the user of those TX816, please use the QX1 digital sequence recorder for loading the data provided in the enclosed floppy disk.

# DATA TABLES

- These data tables show the voice data and function data for each module of the TX816 in table form. Use these as reference when editing. The Voice No., module No., and Voice Title are shown above and to the left of each table.

(Example)



For voices 1 to 23, these are arranged as follows: 1-1, 1-2, 1-3,.... 23-6, 23-7, 23-8. However, please note that for 24 and above, modules 1 and 2 together form one voice, while all other modules have been set to different individual voices, so the order is different.

- For each function in these data tables, the range values for the modulation wheel, foot control, breath control, and after touch are 0 ~ 99 when used in conjunction with a DX7, but the TX816 actually handles the range of 0 ~ 15.

TX816	0	1	2	3	4	5	6	7	8	9	10	11	12	13	14	15
DX7	0	6	13	19	26	33	39	46	53	59	66	72	79	86	92	99

(The range values for the modulation wheel, foot control, breath control, and after touch sent from the DX7 are changed automatically as shown in the table above.)

- Procedure for function editing  
For voices which are set to control volume through the breath controller, breath control can be turned off or volume control can be changed to the foot controller by function editing, as shown below.

(Example)

This example shows the editing procedure for 4-1 MALE BASS 1, using a DX7. The function data for the effect controllers of this voice are as shown below.

< MODULATION >				
	MOD	F.C	B.C	A.TCH
range	00	99	99	46
pitch	OFF	OFF	OFF	ON
amp	OFF	OFF	OFF	OFF
EG-bias	OFF	OFF	ON	OFF

As can be seen from the table on the previous page, the EG-BIAS is controlled by breath control (for B.C, range = 99, EG-bias = ON).

Thus, if the EG-BIAS is turned OFF, the breath controller will no longer work.

(1) Turning the breath control OFF

- Connect the DX7 MIDI OUT jack to the TX816 COMMON IN jack, and put Module 1 to the COMMON setting.
- Press the DX7 FUNCTION MODE 8. "SYS INFO UNAVAIL" will be indicated. Then press + 1/ YES, and "SYS INFO AVAIL" will be indicated.
- Next, press the FUNCTION MODE 28 BREATH CONTROL "EG BIAS". At this time, if the EG-BIAS is OFF, the display will indicate OFF, but if it is ON, press - 1/ NO, and OFF will be displayed. Breath control has now been turned OFF.


(2) Changing to the foot control

- Next, press the DX7 FUNCTION MODE 24 FOOT CONTROL "EG BIAS". At this time, if the EG BIAS is ON, ON will be displayed, but if it is OFF, press + 1/ YES, and ON will be displayed. As the foot control range is preset to 99, foot control is now possible.
- If this is the desired setting, please store the edited data in the TX816.

- \* When DX7 system information is available (SYS INFO AVAIL), the parameter indicated by the LCD is transmitted when a switch is used in the DX7 EDIT MODE or FUNCTION MODE. For details, please refer to the owner's manual.

1-1 PIANO L

TX816 VOICE DATA

	< NAME >		< PITCH ENVELOPE >							
	AC.PND 1.1		R1	R2	R3	R4	L1	L2	L3	L4
			99	99	99	99	49	50	50	50
			< LFO >							
ALGO	16	WAVE	SPD	DLY	PMD	AMD	SYNC	PMS		
MID C	C 3	TRI	35	00	00	00	ON	0		
F.B	7									
SYNC	ON									

OP	M	< FREQ >				< ENVELOPE >				< KBD SCALE >				< S >								
		FC	FF	D		R1	R2	R3	R4	L1	L2	L3	L4	LD	LC	BP	RD	RC	R	M	V	TL
1	C	N	01.00	00	+0	70	23	17	46	99	79	00	00	00	-L	D#2	00	-L	6	0	3	99
2		F	74.13	87	+0	66	61	64	55	99	82	00	00	20	-L	A 7	00	-L	1	0	2	80
3		N	01.00	00	-1	65	15	13	43	99	88	00	00	00	-L	C 4	95	-L	3	0	1	77
4		N	04.00	00	+1	64	14	11	43	99	88	00	00	00	+L	C 0	87	-E	6	0	1	77
5		N	20.00	00	+2	72	16	00	42	99	92	00	00	20	-L	G#0	84	-L	4	0	3	72
6		N	08.00	00	+7	94	19	00	42	99	92	00	00	08	+L	B 1	00	-L	0	0	1	58


FUNCTION DATA

POLY /MONO	< PORTAMENTO >			< MODULATION >				
	mode	gliss	time					
POLY	retai	OFF	00	MOD	F.C	B.C	A.TCH	
LEVEL ATT	< P.BENDER >			range	66	99	00	53
	range	step		pitch	ON	OFF	OFF	ON
007	01	00		amp	OFF	OFF	OFF	OFF
				EG-bias	OFF	ON	OFF	OFF

NOTE LIMIT LOW:C -2 HIGH:G 8

1-2 PIANO R

TX816 VOICE DATA

	< NAME >		< PITCH ENVELOPE >							
	AC.PND 1.2		R1	R2	R3	R4	L1	L2	L3	L4
			99	99	99	99	49	50	50	50
			< LFO >							
ALGO	16	WAVE	SPD	DLY	PMD	AMD	SYNC	PMS		
MID C	C 3	TRI	35	00	00	00	ON	0		
F.B	7									
SYNC	ON									

OP	M	< FREQ >				< ENVELOPE >				< KBD SCALE >				< S >								
		FC	FF	D		R1	R2	R3	R4	L1	L2	L3	L4	LD	LC	BP	RD	RC	R	M	V	TL
1	C	N	01.00	00	+7	70	23	17	46	99	79	00	00	00	-L	D#2	00	-L	6	0	3	99
2		F	74.13	87	+7	66	61	64	55	99	82	00	00	20	-L	A 7	00	-L	1	0	2	80
3		N	01.00	00	+3	65	15	13	43	99	88	00	00	00	-L	F 2	09	-L	3	0	1	77
4		N	05.00	00	+5	64	14	11	43	99	88	00	00	00	+L	C 0	87	-E	6	0	1	77
5		N	20.00	00	+7	72	16	00	42	99	92	00	00	20	-L	G#0	84	-L	4	0	3	72
6		N	08.00	00	+0	94	19	00	42	99	92	00	00	08	+L	B 1	00	-L	0	0	1	58

FUNCTION DATA

POLY /MONO	< PORTAMENTO >			< MODULATION >				
	mode	gliss	time					
POLY	retai	OFF	00	MOD	F.C	B.C	A.TCH	
LEVEL ATT	< P.BENDER >			range	66	99	00	53
	range	step		pitch	ON	OFF	OFF	ON
007	01	00		amp	OFF	OFF	OFF	OFF
				EG-bias	OFF	ON	OFF	OFF

NOTE LIMIT LOW:C -2 HIGH:G 8

1-3 BASS END

TXB16 VOICE DATA

ALGORITHM :	< NAME >		< PITCH ENVELOPE >																				
	PND.B 1.3		R1	R2	R3	R4	L1	L2	L3	L4													
			99	99	99	99	50	50	50	50													
			< LFO >																				
ALGO	16	WAVE	SPD	DLY	PMD	AMD	SYNC	PMS															
MID C	C 3	TRI	35	00	00	00	ON	0															
F.B	5																						
SYNC	OFF																						
< FREQ >		< ENVELOPE >				< KBD SCALE >				< S >													
OP	M	FC	FF	D	R1	R2	R3	R4	L1	L2	L3	L4	LD	LC	BP	RD	RC	R	M	V	TL		
1	C	N	01.00	00	+0	80	28	15	43	99	96	00	00	99	+L	C	4	67	-L	2	0	2	90
2		F	109.6	04	+0	75	73	44	86	99	53	07	00	00	-L	C	3	11	-L	1	0	2	71
3		N	01.00	00	-1	77	72	10	37	99	99	00	83	00	-L	G	3	14	-L	4	0	1	77
4		N	05.00	00	+2	78	72	11	41	99	98	00	00	20	+L	D	3	74	-L	2	0	1	68
5		N	02.00	00	+0	78	72	14	50	99	96	00	00	25	+L	G	3	30	-L	4	0	3	69
6		N	19.00	00	+2	82	31	30	39	87	71	00	37	20	+L	F	3	67	-L	5	0	2	44

FUNCTION DATA

POLY /MONO	< PORTAMENTO >			< MODULATION >				
	mode	gliss	time					
POLY	retai	OFF	00	MOD	F.C	B.C	A.TCH	
LEVEL ATT	< P.BENDER >			range	99	99	99	46
	range	step		pitch	OFF	OFF	OFF	OFF
007	02	00		amp	OFF	OFF	OFF	OFF
				EG-bias	OFF	OFF	OFF	OFF

NOTE LIMIT LOW:C -2 HIGH:G 8

1-4 TREBLE END

TXB16 VOICE DATA

ALGORITHM :	< NAME >		< PITCH ENVELOPE >																				
	AC.PND 1.4		R1	R2	R3	R4	L1	L2	L3	L4													
			99	99	99	99	50	50	50	50													
			< LFO >																				
ALGO	11	WAVE	SPD	DLY	PMD	AMD	SYNC	PMS															
MID C	C 3	TRI	35	00	00	00	ON	0															
F.B	7																						
SYNC	ON																						
< FREQ >		< ENVELOPE >				< KBD SCALE >				< S >													
OP	M	FC	FF	D	R1	R2	R3	R4	L1	L2	L3	L4	LD	LC	BP	RD	RC	R	M	V	TL		
1	C	N	01.00	00	+2	93	90	20	42	99	80	00	00	00	-L	D#2	00	-L	2	0	4	99	
2		N	02.00	00	-2	93	90	20	40	99	80	00	00	00	-L	D#2	00	-L	7	0	2	76	
3		N	06.00	00	+0	93	35	01	30	95	80	00	00	10	-L	C	8	00	-L	7	0	2	79
4	C	N	01.00	00	+2	72	09	11	42	99	86	00	00	00	+L	C	0	00	-E	5	0	4	99
5		N	01.00	00	-3	94	16	00	42	99	92	00	00	00	-L	G#0	00	-L	0	0	2	70	
6		N	03.00	00	+3	93	40	00	19	99	80	00	00	00	+L	B	1	00	-L	0	0	3	54

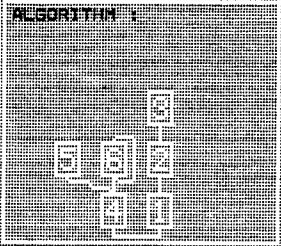
FUNCTION DATA

POLY /MONO	< PORTAMENTO >			< MODULATION >				
	mode	gliss	time					
POLY	retai	OFF	00	MOD	F.C	B.C	A.TCH	
LEVEL ATT	< P.BENDER >			range	66	99	00	53
	range	step		pitch	ON	OFF	OFF	ON
007	01	00		amp	OFF	OFF	OFF	OFF
				EG-bias	OFF	ON	OFF	OFF

NOTE LIMIT LOW:C -2 HIGH:G 8

1-5 PIANO SOLID

TX816 VOICE DATA

	< NAME >		< PITCH ENVELOPE >																			
	AC.PND 1.5		R1	R2	R3	R4	L1	L2	L3	L4												
			00	00	00	00	50	50	50	50												
	ALGO	11	< LFO >																			
MID C	C 3	WAVE	SPD	DLY	PMD	AMD	SYNC	PMS														
F.B	5	SQU	35	00	00	00	DN	0														
SYNC	ON																					
< FREQ >		< ENVELOPE >				< KBD SCALE >				< S >												
OP	M	FC	FF	D	R1	R2	R3	R4	L1	L2	L3	L4	LD	LC	BP	RD	RC	R	M	V	TL	
1	C	N	01.00	00	+0	88	28	27	50	99	90	00	00	99	+L	A#3	00	-L	3	0	2	95
2		N	01.00	00	-2	88	92	71	63	99	67	91	90	12	+L	C 3	20	-L	3	0	1	90
3		N	05.00	00	+2	95	28	27	47	99	90	00	00	00	-L	D 0	99	-E	4	0	6	79
4	C	F	1.000	00	-4	88	60	15	28	99	94	00	00	00	-L	A#3	00	-L	4	0	1	99
5		F	100.0	00	+3	77	70	72	34	48	96	00	00	00	-L	F#5	00	-L	0	0	4	95
6		N	01.00	00	+0	95	20	49	39	92	52	00	00	05	+L	A 3	10	-L	4	0	1	85

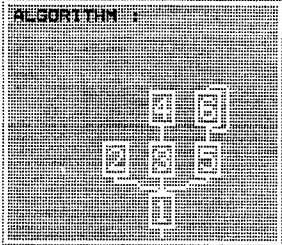
FUNCTION DATA

POLY /MONO	< PORTAMENTO > mode gliss time			< MODULATION >				
POLY	retai	OFF	00	MOD	F.C	B.C	A.TCH	
LEVEL ATT	< P.BENDER > range step			range	66	99	00	53
007	01	00		pitch	ON	OFF	OFF	ON
				amp	OFF	OFF	OFF	OFF
				EG-bias	OFF	ON	OFF	OFF

NOTE LIMIT      LOW:C -2      HIGH:G 8

1-6 PIANO BRIGHT

TX816 VOICE DATA

	< NAME >		< PITCH ENVELOPE >																			
	AC.PND 1.6		R1	R2	R3	R4	L1	L2	L3	L4												
			99	99	99	99	50	50	50	50												
	ALGO	16	< LFO >																			
MID C	C 3	WAVE	SPD	DLY	PMD	AMD	SYNC	PMS														
F.B	6	TRI	35	00	00	00	ON	0														
SYNC	OFF																					
< FREQ >		< ENVELOPE >				< KBD SCALE >				< S >												
OP	M	FC	FF	D	R1	R2	R3	R4	L1	L2	L3	L4	LD	LC	BP	RD	RC	R	M	V	TL	
1	C	N	01.00	00	+0	80	28	15	43	99	96	00	00	00	-L	A-1	00	-L	2	0	3	99
2		F	109.6	04	+0	75	73	44	86	99	53	07	00	00	-L	C 3	11	-L	1	0	2	91
3		N	01.00	00	-1	77	72	10	37	99	99	00	83	00	-L	G 3	14	-L	4	0	2	82
4		N	03.00	00	+5	78	72	11	41	99	98	00	00	20	+L	G#3	48	-L	2	0	1	68
5		N	02.00	00	+0	78	72	14	50	99	96	00	00	25	+L	G 3	30	-L	4	0	3	69
6		N	24.30	62	+2	82	49	24	39	87	73	00	37	20	+L	F 3	67	-L	5	0	6	60

FUNCTION DATA

POLY /MONO	< PORTAMENTO > mode gliss time			< MODULATION >				
POLY	retai	OFF	00	MOD	F.C	B.C	A.TCH	
LEVEL ATT	< P.BENDER > range step			range	66	99	00	53
005	01	00		pitch	ON	OFF	OFF	ON
				amp	OFF	OFF	OFF	OFF
				EG-bias	OFF	ON	OFF	OFF

NOTE LIMIT      LOW:C -2      HIGH:G 8



1-7 HAMMER NOISE

TX816 VOICE DATA

	< NAME >		< PITCH ENVELOPE >																				
	AC.PND 1.7		R1	R2	R3	R4	L1	L2	L3	L4													
			00	00	00	00	50	50	50	50													
	ALGO	26	< LFO >																				
MID C	C 3	WAVE	SPD	DLY	PMD	AMD	SYNC	PMS															
F.B	7	SQU	35	00	00	00	ON	0															
SYNC	ON																						
< FREQ >		< ENVELOPE >				< KBD SCALE >				< S >													
OP	M	FC	FF	D	R1	R2	R3	R4	L1	L2	L3	L4	LD	LC	BP	RD	RC	R	M	V	TL		
1	C	N	01.00	00	+0	88	57	71	63	99	00	00	00	12	+L	C	3	20	-L	2	0	1	99
2	C	N	01.00	00	-2	88	57	71	63	99	00	00	00	12	+L	C	3	20	-L	2	0	1	99
3		N	01.00	00	+2	88	57	71	63	99	00	00	00	12	+L	C	3	20	-L	2	0	6	80
4	C	F	1.000	00	-4	88	71	15	68	99	94	00	00	00	-L	A#3	00	-L	4	0	1	99	
5		F	239.9	38	+3	99	60	82	34	98	96	00	00	00	-L	F#5	00	-L	0	0	1	88	
6		N	00.50	00	+0	95	66	49	39	92	52	00	00	05	+L	A	3	10	-L	4	0	1	84

FUNCTION DATA

POLY /MONO	< PORTAMENTO > mode gliss time			< MODULATION >				
POLY	retai	OFF	00	MOD	F.C	B.C	A.TCH	
LEVEL ATT	< P.BENDER > range step			range	66	99	00	53
007	01	00		pitch	ON	OFF	OFF	ON
				amp	OFF	OFF	OFF	OFF
				EG-bias	OFF	ON	OFF	OFF

NOTE LIMIT      LOW:C -2      HIGH:G 8

1-8 UPPER OCTAVE RING

TX816 VOICE DATA

	< NAME >		< PITCH ENVELOPE >																				
	OCT.R. 1.8		R1	R2	R3	R4	L1	L2	L3	L4													
			99	99	99	99	50	50	50	50													
	ALGO	05	< LFO >																				
MID C	C 3	WAVE	SPD	DLY	PMD	AMD	SYNC	PMS															
F.B	0	TRI	35	00	00	00	ON	3															
SYNC	ON																						
< FREQ >		< ENVELOPE >				< KBD SCALE >				< S >													
OP	M	FC	FF	D	R1	R2	R3	R4	L1	L2	L3	L4	LD	LC	BP	RD	RC	R	M	V	TL		
1	C	N	01.00	00	+0	99	50	50	35	99	90	00	00	97	-L	G	5	00	-L	2	0	1	99
2		N	01.01	01	+0	99	78	52	48	99	90	99	00	00	-L	A-1	00	-L	0	0	1	50	
3	C	N	01.00	00	+0	99	78	52	35	99	90	00	00	00	-L	C	4	00	-L	3	0	4	72
4		N	02.00	00	+0	99	78	52	35	99	90	99	00	00	-L	A-	00	-L	0	0	3	57	
5	C	N	02.00	00	-7	99	78	52	36	99	90	00	00	99	-L	F#6	00	-L	1	0	0	99	
6		N	01.00	00	+0	99	78	52	48	99	90	99	00	00	-L	A-1	00	-L	0	0	0	42	


FUNCTION DATA

POLY /MONO	< PORTAMENTO > mode gliss time			< MODULATION >				
POLY	retai	OFF	00	MOD	F.C	B.C	A.TCH	
LEVEL ATT	< P.BENDER > range step			range	66	99	00	53
007	01	00		pitch	OFF	OFF	OFF	OFF
				amp	OFF	OFF	OFF	OFF
				EG-bias	OFF	OFF	OFF	OFF

NOTE LIMIT      LOW:C -2      HIGH:G 8

2-1 STRINGS LIGHT 1 FC

TX816 VOICE DATA

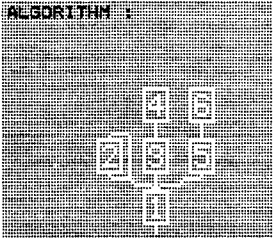
	< NAME >		< PITCH ENVELOPE >																		
	STRGS 2.1		R1	R2	R3	R4	L1	L2	L3	L4											
			94	67	95	60	50	50	50	50											
			< LFO >																		
		ALGO	17	WAVE	SPD	DLY	PMD	AMD	SYNC	PMS											
		MID C	C 3	SIN	40	33	40	00	OFF	1											
		F.B	7																		
		SYNC	OFF																		
< FREQ >		< ENVELOPE >				< KBD SCALE >				< S >											
OP	M	FC	FF	D	R1	R2	R3	R4	L1	L2	L3	L4	LD	LC	BP	RD	RC	R	M	V	TL
1	C	F	2.818	45	-1	45	30	25	44	94	98	97	00	00	-L D#2	05	-L	2	3	4	99
2		N	01.00	00	-2	68	81	15	42	82	90	91	00	00	-L D#4	10	-L	1	0	0	82
3		N	01.00	00	-1	89	45	35	32	94	97	99	00	00	+L F 3	29	-L	2	0	0	70
4		N	01.00	00	-1	96	50	32	54	91	94	95	00	00	-L A-1	00	-L	2	0	0	72
5		N	02.00	00	-1	90	88	38	32	97	92	84	00	00	-L C 3	20	-L	3	0	1	68
6		N	05.00	00	-1	53	64	32	54	70	89	84	00	00	+L E 4	00	-L	6	0	0	93

FUNCTION DATA

POLY /MOND	< PORTAMENTO > mode gliss time			< MODULATION >				
POLY	retai	OFF	00	MOD	F.C	B.C	A.TCH	
LEVEL ATT	< P.BENDER > range step			range	99	99	99	46
007	01	00		pitch	OFF	OFF	OFF	ON
				amp	OFF	OFF	OFF	OFF
				EG-bias	OFF	ON	OFF	OFF
NOTE LIMIT				LOW:C -2	HIGH:G 8			

2-2 STRINGS LIGHT 2 FC

TX816 VOICE DATA

	< NAME >		< PITCH ENVELOPE >																		
	STRGS 2.2		R1	R2	R3	R4	L1	L2	L3	L4											
			94	67	95	60	50	50	50	50											
			< LFO >																		
		ALGO	17	WAVE	SPD	DLY	PMD	AMD	SYNC	PMS											
		MID C	C 3	SIN	45	33	64	00	OFF	1											
		F.B	7																		
		SYNC	OFF																		
< FREQ >		< ENVELOPE >				< KBD SCALE >				< S >											
OP	M	FC	FF	D	R1	R2	R3	R4	L1	L2	L3	L4	LD	LC	BP	RD	RC	R	M	V	TL
1	C	F	1.995	30	-7	49	30	25	44	94	98	97	00	00	-L D#2	05	-L	2	3	4	99
2		N	01.00	00	-5	68	81	15	42	82	90	91	00	00	-L D#4	00	-L	1	0	0	82
3		N	01.00	00	-7	89	45	35	32	94	97	99	00	00	+L F 3	29	-L	2	0	0	70
4		N	01.00	00	-7	96	50	32	54	91	94	95	00	00	-L A-1	00	-L	2	0	0	72
5		N	02.00	00	-7	90	88	38	32	97	92	84	00	00	-L C 3	17	-L	3	0	1	64
6		N	05.00	00	-7	53	64	32	54	70	89	84	00	00	+L E 4	00	-L	6	0	0	93

FUNCTION DATA

POLY /MOND	< PORTAMENTO > mode gliss time			< MODULATION >				
POLY	retai	OFF	00	MOD	F.C	B.C	A.TCH	
LEVEL ATT	< P.BENDER > range step			range	99	99	00	53
007	02	00		pitch	OFF	OFF	OFF	ON
				amp	OFF	OFF	OFF	OFF
				EG-bias	OFF	ON	OFF	OFF
NOTE LIMIT				LOW:C -2	HIGH:G 8			

2-3 STRINGS HEAVY 1 FC

TX816 VOICE DATA

	< NAME >		< PITCH ENVELOPE >							
	STRG.H.2.3		R1	R2	R3	R4	L1	L2	L3	L4
			61	53	50	60	49	51	50	50
	< LFO >									
ALGO	17	WAVE	SPD	DLY	PMD	AMD	SYNC	PMS		
MID C	C 3	SIN	35	02	50	00	OFF	1		
F.B	7									
SYNC	OFF									

OP	< FREQ >				< ENVELOPE >				< KBD SCALE >				< S >									
	M	FC	FF	D	R1	R2	R3	R4	L1	L2	L3	L4	LD	LC	BP	RD	RC	R	M	V	TL	
1	C	N	01.01	01	-7	46	41	25	43	80	98	97	00	00	-L	A#2	17	-L	3	3	3	99
2		N	01.00	00	-1	68	81	15	47	82	90	91	00	04	+L	G 3	04	-L	2	0	0	80
3		N	01.00	00	+1	89	45	35	46	94	97	99	00	00	+L	F 3	00	-L	3	0	0	57
4		N	03.00	00	-1	96	50	32	47	98	94	92	00	00	-L	A 3	24	-L	3	0	0	84
5		N	01.00	00	+1	90	88	38	27	97	92	84	00	00	-L	C 3	22	-L	4	0	0	72
6		N	07.00	00	-1	84	77	32	37	98	96	91	00	04	+L	D#3	13	-L	7	0	0	66

FUNCTION DATA

POLY /MONO	< PORTAMENTO > mode gliss time			< MODULATION >				
POLY	retai	OFF	00	MOD	F.C	B.C	A.TCH	
LEVEL ATT	< P.BENDER > range step			range	99	99	00	53
007	03	00		pitch	OFF	OFF	OFF	ON
				amp	OFF	OFF	OFF	OFF
				EG-bias	OFF	ON	OFF	OFF

NOTE LIMIT LOW:C -2 HIGH:G 8

2-4 STRINGS HEAVY 2 FC

TX816 VOICE DATA

	< NAME >		< PITCH ENVELOPE >							
	STRG.H.2.4		R1	R2	R3	R4	L1	L2	L3	L4
			61	53	50	60	49	51	50	50
	< LFO >									
ALGO	17	WAVE	SPD	DLY	PMD	AMD	SYNC	PMS		
MID C	C 3	SIN	30	02	43	00	OFF	1		
F.B	7									
SYNC	OFF									

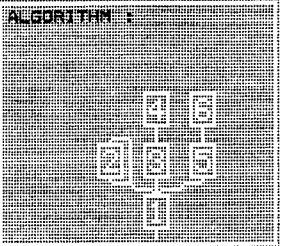
OP	< FREQ >				< ENVELOPE >				< KBD SCALE >				< S >									
	M	FC	FF	D	R1	R2	R3	R4	L1	L2	L3	L4	LD	LC	BP	RD	RC	R	M	V	TL	
1	C	N	00.99	99	-1	44	41	25	43	80	98	97	00	00	-L	A#2	17	-L	3	3	3	99
2		N	01.00	00	+0	68	81	15	47	82	90	91	00	04	+L	G 3	04	-L	2	0	0	80
3		N	01.00	00	-6	89	45	35	46	94	97	99	00	00	+L	F 3	00	-L	3	0	0	57
4		N	03.00	00	-2	96	50	32	47	98	94	92	00	00	-L	A 3	24	-L	3	0	0	84
5		N	01.00	00	-7	90	88	38	27	97	92	84	00	00	-L	C 3	22	-L	4	0	0	70
6		N	09.00	00	-7	84	77	32	37	98	96	91	00	28	+L	D#3	13	-L	7	0	0	66

FUNCTION DATA

POLY /MONO	< PORTAMENTO > mode gliss time			< MODULATION >				
POLY	retai	OFF	00	MOD	F.C	B.C	A.TCH	
LEVEL ATT	< P.BENDER > range step			range	99	99	00	53
007	04	00		pitch	OFF	OFF	OFF	ON
				amp	OFF	OFF	OFF	OFF
				EG-bias	OFF	ON	OFF	OFF

NOTE LIMIT LOW:C -2 HIGH:G 8

2-5 STRINGS MELLOW 1 FC TX816 VOICE DATA

	< NAME >		< PITCH ENVELOPE >							
	STRG.M.2.5		R1	R2	R3	R4	L1	L2	L3	L4
			61	53	50	60	49	51	50	50
	ALGO	17	< LFO >							
MID C	C 3	WAVE	SPD	DLY	PMD	AMD	SYNC	PMS		
F.B	7	SIN	39	02	39	00	OFF	1		
SYNC	OFF									

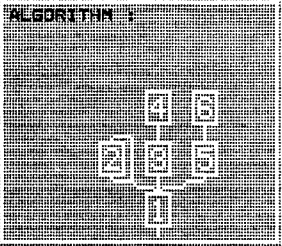
OP	M	< FREQ >				< ENVELOPE >				< KBD SCALE >				< S >								
		FC	FF	D		R1	R2	R3	R4	L1	L2	L3	L4	LD	LC	BP	RD	RC	R	M	V	TL
1	C	N	01.00	00	-5	43	30	25	43	94	98	97	00	00	-L	D#3	15	-L	3	3	2	99
2		N	01.00	00	+0	68	81	15	47	82	90	91	00	07	+L	G 3	17	-L	2	0	0	80
3		N	02.00	00	+1	89	45	35	46	94	97	99	00	00	+L	F 3	00	-L	3	0	0	61
4		N	03.00	00	+0	96	50	32	47	98	94	92	00	00	-L	F 2	14	-L	3	0	1	80
5		N	01.00	00	+1	90	88	38	27	97	92	84	00	00	-L	C 3	00	-L	4	0	0	72
6		N	05.00	00	-1	84	77	32	37	98	96	91	00	04	+L	D#3	13	-L	7	0	2	80

FUNCTION DATA

POLY /MONO	< PORTAMENTO >			< MODULATION >				
	mode	gliss	time					
POLY	retai	OFF	00	MOD	F.C	B.C	A.TCH	
LEVEL ATT	< P.BENDER >			range	99	99	00	53
	range	step		pitch	OFF	OFF	OFF	ON
007	05	00		amp	OFF	OFF	OFF	OFF
				EG-bias	OFF	ON	OFF	OFF

NOTE LIMIT      LOW:C -2      HIGH:G 8

2-6 STRINGS MELLOW 2 FC TX816 VOICE DATA

	< NAME >		< PITCH ENVELOPE >							
	STRG.M.2.6		R1	R2	R3	R4	L1	L2	L3	L4
			61	53	50	60	49	51	50	50
	ALGO	17	< LFO >							
MID C	C 3	WAVE	SPD	DLY	PMD	AMD	SYNC	PMS		
F.B	7	SIN	38	02	55	00	OFF	1		
SYNC	OFF									

OP	M	< FREQ >				< ENVELOPE >				< KBD SCALE >				< S >								
		FC	FF	D		R1	R2	R3	R4	L1	L2	L3	L4	LD	LC	BP	RD	RC	R	M	V	TL
1	C	N	01.01	01	-7	43	30	25	43	94	98	97	00	00	-L	A-1	00	-L	3	3	3	98
2		N	01.00	00	-2	68	81	15	47	82	90	91	00	07	+L	G 3	17	-L	2	0	0	80
3		N	02.00	00	-1	89	45	35	46	94	97	99	00	00	+L	F 3	00	-L	3	0	0	61
4		N	03.00	00	-1	96	50	32	47	98	94	92	00	00	-L	A-1	00	-L	3	0	2	80
5		N	01.00	00	-6	90	88	38	27	97	92	84	00	00	-L	C 3	00	-L	4	0	0	72
6		N	05.00	00	+0	84	77	32	37	98	96	91	00	04	+L	D#3	13	-L	7	0	2	80

FUNCTION DATA

POLY /MONO	< PORTAMENTO >			< MODULATION >				
	mode	gliss	time					
POLY	retai	OFF	00	MOD	F.C	B.C	A.TCH	
LEVEL ATT	< P.BENDER >			range	99	99	00	53
	range	step		pitch	OFF	OFF	OFF	ON
005	06	00		amp	OFF	OFF	OFF	OFF
				EG-bias	OFF	ON	OFF	OFF

NOTE LIMIT      LOW:C -2      HIGH:G 8

2-7 STRINGS LIGHT 3 FC

TX816 VOICE DATA

	< NAME >		< PITCH ENVELOPE >																			
	STRGS 2.7		R1	R2	R3	R4	L1	L2	L3	L4												
			94	67	95	60	50	50	50	50												
			< LFO >																			
ALGO 17		WAVE	SPD	DLY	PMD	AMD	SYNC	PMS														
MID C C 3		SIN	42	33	64	00	OFF	1														
F.B 7																						
SYNC OFF																						
< FREQ >				< ENVELOPE >				< KBD SCALE >				< S >										
OP	M	FC	FF	D	R1	R2	R3	R4	L1	L2	L3	L4	LD	LC	BP	RD	RC	R	M	V	TL	
1	C	F	1.995	30	+0	46	30	25	50	94	98	97	00	00	-L	D#2	10	-L	1	3	4	99
2		N	01.01	01	-5	68	81	15	42	82	90	91	00	00	-L	D#4	00	-L	1	0	0	83
3		N	01.00	00	-5	89	45	35	32	94	97	99	00	00	+L	F 3	29	-L	2	0	0	70
4		N	01.00	00	-1	96	50	32	54	91	94	95	00	00	-L	A-1	00	-L	2	0	0	72
5		N	02.00	00	-2	90	88	38	32	97	92	84	00	00	-L	C 3	39	-L	3	0	0	62
6		N	07.00	00	-6	53	64	32	54	70	89	84	00	00	+L	E 4	00	-L	6	0	0	88

FUNCTION DATA

POLY /MONO	< PORTAMENTO > mode gliss time			< MODULATION >				
POLY	retai	OFF	00	range	MOD	F.C	B.C	A.TCH
LEVEL ATT	< P.BENDER > range step			pitch	99	99	00	53
007	07	00		amp	OFF	OFF	OFF	ON
				EG-bias	OFF	ON	OFF	OFF

NOTE LIMIT LOW:C -2 HIGH:G 8

2-8 SOLO VIOLIN MW

TX816 VOICE DATA

	< NAME >		< PITCH ENVELOPE >																			
	VIOLIN 2.8		R1	R2	R3	R4	L1	L2	L3	L4												
			87	94	00	00	49	50	50	50												
			< LFO >																			
ALGO 02		WAVE	SPD	DLY	PMD	AMD	SYNC	PMS														
MID C C 2		SIN	40	29	10	00	ON	2														
F.B 7																						
SYNC OFF																						
< FREQ >				< ENVELOPE >				< KBD SCALE >				< S >										
OP	M	FC	FF	D	R1	R2	R3	R4	L1	L2	L3	L4	LD	LC	BP	RD	RC	R	M	V	TL	
1	C	F	2.239	35	-1	41	17	16	48	99	97	86	00	00	-L	A-1	00	-L	4	3	5	99
2		N	02.00	00	+0	99	14	07	30	99	98	97	00	01	+L	C 3	06	-L	1	0	0	77
3	C	N	02.00	00	-2	53	18	17	56	99	95	92	00	00	-L	A-1	00	-L	2	3	7	99
4		N	02.00	00	-5	61	30	00	35	99	98	90	00	04	+L	G 3	13	-L	3	0	1	87
5		N	08.00	00	-5	99	49	55	46	99	90	80	00	03	-L	B 2	18	-L	2	0	2	78
6		F	2042.	31	-3	99	42	50	59	99	99	99	00	00	+L	F#2	45	-L	0	0	0	44

FUNCTION DATA

POLY /MONO	< PORTAMENTO > mode gliss time			< MODULATION >				
POLY	retai	OFF	00	range	MOD	F.C	B.C	A.TCH
LEVEL ATT	< P.BENDER > range step			pitch	99	00	00	53
007	08	00		amp	OFF	OFF	OFF	OFF
				EG-bias	ON	OFF	OFF	OFF

NOTE LIMIT LOW:C -2 HIGH:G 8

3-1 CLOSED PIPE MW

TX816 VOICE DATA

	< NAME >		< PITCH ENVELOPE >																			
	P.ORG 3.1		R1	R2	R3	R4	L1	L2	L3	L4												
			94	03	95	60	50	50	50	50												
			< LFO >																			
ALGO 25		WAVE	SPD	DLY	PMD	AMD	SYNC	PMS														
MID C C 3		SIN	35	63	00	00	OFF	0														
F.B 3																						
SYNC OFF																						
< FREQ >		< ENVELOPE >				< KBD SCALE >				< S >												
OP	M	FC	FF	D	R1	R2	R3	R4	L1	L2	L3	L4	LD	LC	BP	RD	RC	R	M	V	TL	
1	C	N	00.50	00	+5	77	80	74	48	99	97	99	00	13	+L	G#2	10	-L	2	3	0	99
2	C	N	04.00	00	+5	99	99	57	64	57	52	99	00	00	-L	A-1	30	-L	0	3	0	99
3	C	N	02.00	00	+1	76	80	22	63	99	99	99	00	13	-L	G#2	15	-L	4	3	1	95
4	C	N	02.00	00	+5	73	80	22	50	79	99	99	00	00	-L	A-1	20	-L	0	3	0	98
5	C	N	10.00	00	+5	88	68	22	75	60	99	99	00	00	-L	A-1	50	-E	0	3	2	98
6		N	04.00	00	+0	89	80	22	65	99	99	99	00	00	-L	A-1	31	-E	0	0	3	82

FUNCTION DATA

POLY /MONO	< PORTAMENTO > mode gliss time			< MODULATION >				
POLY	follo	OFF	00	MOD	F.C	B.C	A.TCH	
LEVEL ATT	< P.BENDER > range step			range	99	00	00	00
006	07	00		pitch	OFF	OFF	OFF	OFF
				amp	OFF	OFF	OFF	OFF
				EG-bias	ON	OFF	OFF	OFF

NOTE LIMIT LOW:C -2 HIGH:G 8

3-2 OPEN PIPE

TX816 VOICE DATA

	< NAME >		< PITCH ENVELOPE >																			
	P.ORG 3.2		R1	R2	R3	R4	L1	L2	L3	L4												
			99	99	99	99	50	50	50	50												
			< LFO >																			
ALGO 05		WAVE	SPD	DLY	PMD	AMD	SYNC	PMS														
MID C C 3		TRI	35	00	00	00	ON	0														
F.B 0																						
SYNC ON																						
< FREQ >		< ENVELOPE >				< KBD SCALE >				< S >												
OP	M	FC	FF	D	R1	R2	R3	R4	L1	L2	L3	L4	LD	LC	BP	RD	RC	R	M	V	TL	
1	C	F	1.148	06	+0	60	99	99	42	99	99	99	00	64	-L	A#3	00	-L	5	0	2	99
2		N	01.00	00	-7	67	41	99	43	53	99	99	00	00	-L	C 3	17	-L	3	0	3	86
3	C	F	1.445	16	+0	55	99	99	45	99	99	99	00	66	-L	G#4	00	-L	5	0	1	99
4		N	02.00	00	-7	67	41	99	51	53	99	99	25	00	-L	G 3	10	-L	3	0	5	78
5	C	F	1.660	22	+0	46	99	99	48	99	99	99	00	60	-L	C 4	00	-L	5	0	3	98
6		N	03.00	00	-7	36	50	99	50	60	99	99	00	00	-L	F 3	14	-L	3	0	4	73

FUNCTION DATA

POLY /MONO	< PORTAMENTO > mode gliss time			< MODULATION >				
POLY	follo	OFF	00	MOD	F.C	B.C	A.TCH	
LEVEL ATT	< P.BENDER > range step			range	53	53	99	53
007	07	00		pitch	ON	OFF	OFF	OFF
				amp	OFF	OFF	OFF	OFF
				EG-bias	OFF	OFF	OFF	OFF

NOTE LIMIT LOW:C -2 HIGH:G 8

3-3 LOW MID PIPE FC

TX816 VOICE DATA

	< NAME >		< PITCH ENVELOPE >																			
	P.ORG 3.3		R1	R2	R3	R4	L1	L2	L3	L4												
			94	67	95	60	50	50	50	50												
	ALGO	19	< LFO >																			
MID C	C 2	WAVE	SPD	DLY	PMD	AMD	SYNC	PMS														
F.B	7	SIN	34	33	00	00	OFF	2														
SYNC	ON																					
< FREQ >		< ENVELOPE >				< KBD SCALE >				< S >												
OP	M	FC	FF	D	R1	R2	R3	R4	L1	L2	L3	L4	LD	LC	BP	RD	RC	R	M	V	TL	
1	C	N	00.50	00 +0	45	25	25	36	99	99	98	00	00	-L	D	3	50	-L	5	3	0	99
2		N	00.50	00 +0	99	97	62	47	99	99	90	00	00	-L	A-1		00	-L	4	0	0	90
3		N	01.00	00 +0	99	97	62	47	99	99	90	00	17	+L	G	3	40	-L	5	0	0	75
4	C	N	04.00	00 +0	61	25	25	50	99	99	97	00	10	-L	A	4	10	-L	3	3	0	88
5	C	N	02.00	00 +0	61	25	25	61	99	99	93	00	00	-L	A-1		00	-L	3	3	0	97
6		N	10.00	00 +0	72	25	25	70	99	99	99	00	10	-L	G	3	01	+L	3	0	2	76

FUNCTION DATA

POLY /MONO	< PORTAMENTO >			< MODULATION >				
	mode	gliss	time	MOD	F.C	B.C	A.TCH	
POLY	follo	OFF	00	range	00	99	99	53
LEVEL ATT	< P.BENDER >			pitch	OFF	OFF	OFF	OFF
	range	step		amp	OFF	OFF	OFF	OFF
007	07	00		EG-bias	ON	ON	OFF	OFF

NOTE LIMIT LOW:C -2 HIGH:G 8

3-4 REEDS FC

TX816 VOICE DATA

	< NAME >		< PITCH ENVELOPE >																			
	P.ORG 3.4		R1	R2	R3	R4	L1	L2	L3	L4												
			94	67	95	60	50	50	50	50												
	ALGO	19	< LFO >																			
MID C	C 3	WAVE	SPD	DLY	PMD	AMD	SYNC	PMS														
F.B	7	SIN	34	33	00	00	OFF	2														
SYNC	ON																					
< FREQ >		< ENVELOPE >				< KBD SCALE >				< S >												
OP	M	FC	FF	D	R1	R2	R3	R4	L1	L2	L3	L4	LD	LC	BP	RD	RC	R	M	V	TL	
1	C	N	00.50	00 +0	45	25	25	36	99	99	98	00	00	-L	D	3	50	-L	5	3	0	99
2		N	00.50	00 +0	99	97	62	47	99	99	90	00	00	-L	A-1		00	-L	4	0	0	90
3		N	01.00	00 +0	99	97	62	47	99	99	90	00	17	+L	G	3	40	-L	5	0	0	75
4	C	N	04.00	00 +0	61	25	25	50	99	99	97	00	10	-L	A	4	10	-L	3	3	0	88
5	C	N	02.00	00 +0	61	25	25	61	99	99	93	00	00	-L	A-1		00	-L	3	3	0	97
6		N	10.00	00 +0	72	25	25	70	99	99	99	00	10	-L	G	3	01	+L	3	0	2	76

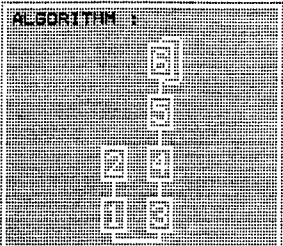
FUNCTION DATA

POLY /MONO	< PORTAMENTO >			< MODULATION >				
	mode	gliss	time	MOD	F.C	B.C	A.TCH	
POLY	follo	OFF	00	range	00	99	99	53
LEVEL ATT	< P.BENDER >			pitch	OFF	OFF	OFF	OFF
	range	step		amp	OFF	OFF	OFF	OFF
007	07	00		EG-bias	ON	ON	OFF	OFF

NOTE LIMIT LOW:C -2 HIGH:G 8

3-5 FEMALE VOCAL BC

TXB16 VOICE DATA

	< NAME >		< PITCH ENVELOPE >																			
	VOICE 3.5		R1	R2	R3	R4	L1	L2	L3	L4												
			18	25	99	99	49	49	50	50												
			< LFO >																			
ALGO 01		WAVE	SPD	DLY	PMD	AMD	SYNC	PMS														
MID C C 3		SIN	39	35	91	02	OFF	1														
F.B 4																						
SYNC ON																						
< FREQ >				< ENVELOPE >				< KBD SCALE >				< S >										
OP	M	FC	FF	D	R1	R2	R3	R4	L1	L2	L3	L4	LD	LC	BP	RD	RC	R	M	V	TL	
1	C	N	01.00	00	-7	51	55	53	64	61	88	85	00	00	-L	A-1	00	-L	0	3	0	99
2		N	01.00	00	+0	69	83	80	98	69	81	96	99	00	-L	A-1	00	-L	0	0	0	74
3	C	N	01.00	00	+0	42	20	53	57	99	99	99	00	00	-L	A-1	00	-L	0	3	3	99
4		N	01.02	02	-5	72	56	41	12	48	67	71	09	00	-L	A-1	00	-L	0	0	1	99
5		F	2692.	43	-1	35	21	36	63	99	97	95	00	00	-L	A-1	00	-L	0	0	1	55
6		N	01.00	00	-7	99	72	48	17	99	99	99	00	00	-L	A-1	00	-L	0	0	0	66

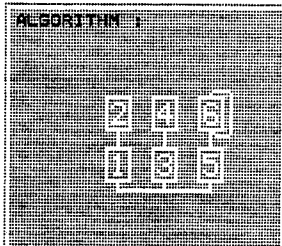
FUNCTION DATA

POLY /MONO	< PORTAMENTO >			< MODULATION >				
	mode	gliss	time	MOD	F.C	B.C	A.TCH	
POLY	follo	OFF	00	range	53	00	99	53
LEVEL ATT	< P.BENDER >			pitch	ON	OFF	OFF	OFF
	range	step		amp	OFF	OFF	OFF	OFF
007	07	00		EG-bias	OFF	OFF	ON	OFF

NOTE LIMIT    LOW:C -2    HIGH:G 8

3-6 MALE BASS BC

TXB16 VOICE DATA

	< NAME >		< PITCH ENVELOPE >																			
	VOICE 3.6		R1	R2	R3	R4	L1	L2	L3	L4												
			75	80	75	60	50	50	50	50												
			< LFO >																			
ALGO 05		WAVE	SPD	DLY	PMD	AMD	SYNC	PMS														
MID C C 2		SIN	29	44	16	00	OFF	3														
F.B 2																						
SYNC ON																						
< FREQ >				< ENVELOPE >				< KBD SCALE >				< S >										
OP	M	FC	FF	D	R1	R2	R3	R4	L1	L2	L3	L4	LD	LC	BP	RD	RC	R	M	V	TL	
1	C	N	03.00	00	-7	48	80	22	60	99	99	99	00	05	-L	E 3	99	-L	0	3	0	99
2		N	01.00	00	+0	99	80	22	76	99	95	95	96	00	-L	D#2	62	-L	0	0	0	88
3	C	F	2692.	43	+7	40	80	22	64	99	99	99	00	25	-L	D 3	26	-L	0	3	0	70
4		N	01.00	00	+0	60	20	22	50	99	99	97	00	00	-L	F 1	16	-L	0	0	0	83
5	C	F	2.512	40	+1	48	80	22	54	99	99	99	00	00	-L	D 2	03	-L	0	3	0	85
6		N	00.99	99	+7	99	80	22	30	99	99	99	99	00	-L	A 1	22	-L	0	0	0	92

FUNCTION DATA

POLY /MONO	< PORTAMENTO >			< MODULATION >				
	mode	gliss	time	MOD	F.C	B.C	A.TCH	
POLY	follo	OFF	00	range	99	00	99	19
LEVEL ATT	< P.BENDER >			pitch	OFF	OFF	OFF	ON
	range	step		amp	OFF	OFF	OFF	OFF
007	07	00		EG-bias	OFF	OFF	ON	OFF

NOTE LIMIT    LOW:C -2    HIGH:G 8



3-7 MALE ALTO BC

TX816 VOICE DATA

	< NAME >		< PITCH ENVELOPE >							
	VOICE 3.7		R1	R2	R3	R4	L1	L2	L3	L4
			18	25	99	99	49	49	50	50
			< LFO >							
ALGO	01	WAVE	SPD	DLY	PMD	AMD	SYNC	PMS		
MID C	C 3	SIN	34	35	91	00	OFF	1		
F.B	4									
SYNC	DN									

OP	< FREQ >				< ENVELOPE >								< KBD SCALE >				< S >					
	M	FC	FF	D	R1	R2	R3	R4	L1	L2	L3	L4	LD	LC	BP	RD	RC	R	M	V	TL	
1	C	N	02.00	00	+7	51	55	53	64	61	88	85	00	00	-L	A-1	00	-L	0	3	0	97
2		N	01.00	00	-7	69	83	80	98	69	81	96	99	00	-L	A-1	00	-L	0	0	0	62
3	C	N	01.00	00	+5	42	20	53	57	99	99	99	00	00	-L	A-1	00	-L	0	3	3	99
4		N	01.02	02	+5	72	56	41	12	48	69	72	09	00	-L	A-1	00	-L	0	0	1	99
5		F	3311.	52	+6	35	21	36	63	99	97	94	00	00	-L	G 3	47	-L	0	0	1	55
6		N	01.00	00	+5	99	72	48	17	99	99	99	00	00	-L	A-1	00	-L	0	0	0	71

FUNCTION DATA

POLY /MONO	< PORTAMENTO > mode gliss time			< MODULATION >				
POLY	follo	OFF	00	MOD	F.C	B.C	A.TCH	
LEVEL ATT	< P.BENDER > range step			range	99	00	99	19
007	07	00		pitch	OFF	OFF	OFF	ON
				amp	OFF	OFF	OFF	OFF
				EG-bias	OFF	OFF	ON	OFF

NOTE LIMIT      LOW:C -2      HIGH:G 8

3-8 BASS PIPES FC

TX816 VOICE DATA

	< NAME >		< PITCH ENVELOPE >							
	P.DRG 3.8		R1	R2	R3	R4	L1	L2	L3	L4
			94	67	95	60	50	50	50	50
			< LFO >							
ALGO	12	WAVE	SPD	DLY	PMD	AMD	SYNC	PMS		
MID C	C 2	SIN	34	33	00	00	OFF	0		
F.B	6									
SYNC	DN									

OP	< FREQ >				< ENVELOPE >								< KBD SCALE >				< S >					
	M	FC	FF	D	R1	R2	R3	R4	L1	L2	L3	L4	LD	LC	BP	RD	RC	R	M	V	TL	
1	C	N	02.00	00	+0	57	25	25	49	99	99	98	00	00	-L	D 3	28	-L	3	3	0	99
2		N	00.50	00	-1	59	52	55	50	84	80	78	00	25	+L	B 2	10	-L	3	0	0	75
3	C	F	1.000	00	+6	60	97	62	35	99	99	99	00	12	+L	D 3	53	-L	5	3	0	99
4		N	00.50	00	+2	61	25	25	30	99	99	99	79	00	-L	E 2	23	-L	7	0	0	96
5		N	05.00	00	-2	61	25	25	64	99	99	93	00	00	-L	G 2	62	-L	3	0	1	59
6		N	02.00	00	+2	72	25	25	70	99	99	99	00	22	+L	F 2	27	-L	3	0	1	75

FUNCTION DATA

POLY /MONO	< PORTAMENTO > mode gliss time			< MODULATION >				
POLY	follo	OFF	00	MOD	F.C	B.C	A.TCH	
LEVEL ATT	< P.BENDER > range step			range	99	99	99	19
007	07	00		pitch	OFF	OFF	OFF	ON
				amp	OFF	OFF	OFF	OFF
				EG-bias	OFF	ON	OFF	OFF

NOTE LIMIT      LOW:C -2      HIGH:G 8

4-1 MALE BASS 1 BC

TX816 VOICE DATA

	< NAME >		< PITCH ENVELOPE >																				
	VOICE 4.1		R1	R2	R3	R4	L1	L2	L3	L4													
			99	99	99	99	50	50	50	50													
			< LFO >																				
ALGO 04		WAVE	SPD	DLY	PMD	AMD	SYNC	PMS															
MID C C 2		TRI	37	48	49	00	OFF	2															
F.B 5																							
SYNC OFF																							
< FREQ >				< ENVELOPE >				< KBD SCALE >				< S >											
OP	M	FC	FF	D	R1	R2	R3	R4	L1	L2	L3	L4	LD	LC	BP	RD	RC	R	M	V	TL		
1	C	N	02.00	00	-3	53	33	34	60	99	99	95	00	00	-L	A	2	00	-L	0	3	1	99
2		N	01.00	00	-5	85	91	41	74	85	88	99	34	00	-L	A-1	18	-L	1	3	1	99	
3		F	2716.	44	+0	21	53	22	75	56	99	99	00	00	-L	G	3	00	-L	0	0	1	40
4	C	N	03.00	00	+2	52	68	34	65	85	91	95	00	00	-L	A-1	00	-L	0	3	2	99	
5		N	01.01	01	+6	95	98	57	99	47	82	93	00	00	-L	A-1	00	-L	2	3	1	78	
6		F	4074.	61	+0	64	61	22	53	99	99	99	00	00	-L	G	3	56	-L	0	0	0	39

FUNCTION DATA

POLY /MONO	< PORTAMENTO >			< MODULATION >				
	mode	gliss	time	MOD	F.C	B.C	A.TCH	
POLY	follo	OFF	00	range	00	99	99	46
LEVEL ATT	< P.BENDER >			pitch	OFF	OFF	OFF	ON
	range	step		amp	OFF	OFF	OFF	OFF
007	07	00		EG-bias	OFF	OFF	ON	OFF
NOTE LIMIT				LOW:C -2	HIGH:G 8			

4-2 MALE TENOR BC

TX816 VOICE DATA

	< NAME >		< PITCH ENVELOPE >																				
	VOICE 4.2		R1	R2	R3	R4	L1	L2	L3	L4													
			99	99	99	99	50	50	50	50													
			< LFO >																				
ALGO 13		WAVE	SPD	DLY	PMD	AMD	SYNC	PMS															
MID C C 3		TRI	32	33	50	00	ON	2															
F.B 3																							
SYNC OFF																							
< FREQ >				< ENVELOPE >				< KBD SCALE >				< S >											
OP	M	FC	FF	D	R1	R2	R3	R4	L1	L2	L3	L4	LD	LC	BP	RD	RC	R	M	V	TL		
1	C	N	01.01	01	+0	64	99	99	59	99	99	99	00	00	-L	A-1	00	-L	0	3	2	99	
2		N	01.00	00	+0	67	80	41	83	92	67	79	00	24	-L	D#3	25	-L	0	0	1	70	
3	C	N	01.01	01	+0	80	44	37	61	57	92	99	00	00	-L	A	2	28	-L	0	3	1	99
4		N	01.00	00	+0	88	99	70	58	51	74	99	00	00	-L	A#2	32	-L	0	2	0	78	
5		F	2399.	38	+0	85	99	45	53	29	61	83	00	00	-L	F#3	39	+L	0	3	0	66	
6		F	3.890	59	+0	75	99	99	44	99	99	99	00	00	-L	C#3	29	-L	0	3	0	66	

FUNCTION DATA

POLY /MONO	< PORTAMENTO >			< MODULATION >				
	mode	gliss	time	MOD	F.C	B.C	A.TCH	
POLY	follo	OFF	00	range	00	99	99	46
LEVEL ATT	< P.BENDER >			pitch	OFF	OFF	OFF	ON
	range	step		amp	OFF	OFF	OFF	OFF
007	07	00		EG-bias	OFF	OFF	ON	OFF
NOTE LIMIT				LOW:C -2	HIGH:G 8			

4-3 MALE BASS 2 FC

TX816 VOICE DATA

	< NAME >		< PITCH ENVELOPE >																				
	VOICE 4.3		R1	R2	R3	R4	L1	L2	L3	L4													
			47	80	75	02	48	50	50	50													
			< LFO >																				
ALGO 05		WAVE	SPD	DLY	PMD	AMD	SYNC	PMS															
MID C C 2		SIN	31	15	79	00	OFF	1															
F.B 5																							
SYNC ON																							
< FREQ >				< ENVELOPE >				< KBD SCALE >				< S >											
OP	M	FC	FF	D	R1	R2	R3	R4	L1	L2	L3	L4	LD	LC	BP	RD	RC	R	M	V	TL		
1	C	F	2512.40	+0	43	80	22	56	99	99	99	00	00	-L	C	1	25	-L	0	3	0	70	
2		N	01.00	00	+0	55	20	22	47	99	99	97	00	00	-L	F	1	12	-L	0	0	0	82
3	C	F	2818.45	+0	47	80	54	55	99	99	99	00	40	-L	C#3	44	-L	0	3	0	65		
4		N	01.00	00	-2	66	80	22	48	99	99	99	00	00	-L	C	1	20	-L	0	0	0	92
5	C	N	01.00	00	+0	62	80	22	51	99	99	99	00	00	-L	G#2	00	-L	0	3	0	93	
6		N	01.00	00	+0	98	99	22	30	99	99	99	00	00	-L	F#2	42	-L	0	0	0	79	

FUNCTION DATA

POLY /MOND	< PORTAMENTO > mode gliss time			< MODULATION >			
POLY	follo	OFF	00	MOD	F.C	B.C	A.TCH
LEVEL ATT	< P.BENDER > range step			range	pitch	amp	EG-bias
007	07	00		00	99	00	46
				OFF	OFF	OFF	ON
				OFF	OFF	OFF	OFF
				OFF	ON	OFF	OFF

NOTE LIMIT LOW:C -2 HIGH:G 8

4-4 MALE BASS 3 FC

TX816 VOICE DATA

	< NAME >		< PITCH ENVELOPE >																				
	VOICE 4.4		R1	R2	R3	R4	L1	L2	L3	L4													
			47	80	75	02	48	50	50	50													
			< LFO >																				
ALGO 05		WAVE	SPD	DLY	PMD	AMD	SYNC	PMS															
MID C C 2		SIN	37	15	79	00	OFF	1															
F.B 5																							
SYNC ON																							
< FREQ >				< ENVELOPE >				< KBD SCALE >				< S >											
OP	M	FC	FF	D	R1	R2	R3	R4	L1	L2	L3	L4	LD	LC	BP	RD	RC	R	M	V	TL		
1	C	F	2818.45	-7	43	80	22	56	99	99	99	00	00	-L	C	1	25	-L	0	3	0	70	
2		N	01.00	00	-7	55	20	22	47	99	99	97	00	00	-L	F	1	12	-L	0	0	0	82
3	C	F	3236.51	-7	47	80	54	55	99	99	99	00	40	-L	C#3	44	-L	0	3	0	65		
4		N	01.00	00	-7	66	80	22	48	99	99	99	00	00	-L	C	1	20	-L	0	0	0	92
5	C	N	01.00	00	-7	62	80	22	51	99	99	99	00	00	-L	G#2	00	-L	0	3	0	96	
6		N	01.00	00	-7	98	99	22	30	99	99	99	00	00	-L	F#2	42	-L	0	0	0	79	

FUNCTION DATA

POLY /MOND	< PORTAMENTO > mode gliss time			< MODULATION >			
POLY	retai	OFF	00	MOD	F.C	B.C	A.TCH
LEVEL ATT	< P.BENDER > range step			range	pitch	amp	EG-bias
007	06	00		00	99	00	46
				OFF	OFF	OFF	ON
				OFF	OFF	OFF	OFF
				OFF	ON	OFF	OFF

NOTE LIMIT LOW:C -2 HIGH:G 8

4-5 FEMALE VOCAL 1 MW

TX816 VOICE DATA

ALGORITHM [Diagram]	< NAME >		< PITCH ENVELOPE >																			
	VOICE 4.5		R1	R2	R3	R4	L1	L2	L3	L4												
			18	25	99	99	49	49	50	50												
			< LFO >																			
ALGO	01	WAVE	SPD	DLY	PMD	AMD	SYNC	PMS														
MID C	C 3	SIN	32	35	51	02	OFF	2														
F.B	4																					
SYNC	ON																					
< FREQ >				< ENVELOPE >				< KBD SCALE >				< S >										
OP	M	FC	FF	D	R1	R2	R3	R4	L1	L2	L3	L4	LD	LC	BF	RD	RC	R	M	V	TL	
1	C	F	2.630	42	-7	51	55	53	64	61	88	85	00	00	-L	A-1	00	-L	0	3	0	99
2		N	01.01	01	-7	75	41	80	98	69	81	96	99	00	-L	A-1	00	-L	0	0	0	62
3	C	N	02.00	00	-7	42	20	53	57	99	94	97	00	00	-L	A-1	00	-L	0	3	3	99
4		N	01.02	02	-7	72	56	41	12	48	67	73	09	00	-L	C#3	30	-L	0	0	1	99
5		F	2692.	43	-7	35	21	36	63	99	90	89	00	00	-L	A-1	00	-L	0	0	1	54
6		N	01.00	00	-7	99	72	48	17	99	99	99	00	00	-L	A-1	00	-L	0	0	0	66

FUNCTION DATA

POLY /MOND	< PORTAMENTO > mode gliss time		< MODULATION >				
POLY	retai	OFF	00	MOD	F.C	B.C	A.TCH
LEVEL ATT	< P.BENDER > range step		range	99	00	00	53
007	04	00	pitch	OFF	OFF	OFF	ON
			amp	OFF	OFF	OFF	OFF
			EG-bias	ON	OFF	OFF	OFF

NOTE LIMIT LOW:C -2 HIGH:G 8

4-6 FEMALE VOCAL 2 MW

TX816 VOICE DATA

ALGORITHM [Diagram]	< NAME >		< PITCH ENVELOPE >																			
	VOICE 4.6		R1	R2	R3	R4	L1	L2	L3	L4												
			18	25	99	99	49	49	50	50												
			< LFO >																			
ALGO	01	WAVE	SPD	DLY	PMD	AMD	SYNC	PMS														
MID C	C 3	SIN	40	35	54	00	OFF	2														
F.B	4																					
SYNC	ON																					
< FREQ >				< ENVELOPE >				< KBD SCALE >				< S >										
OP	M	FC	FF	D	R1	R2	R3	R4	L1	L2	L3	L4	LD	LC	BF	RD	RC	R	M	V	TL	
1	C	N	02.00	00	+7	51	55	53	64	61	88	85	00	00	-L	A-1	00	-L	0	3	0	85
2		N	01.01	01	+6	69	83	80	98	69	81	96	99	00	-L	A-1	00	-L	0	0	0	62
3	C	N	01.00	00	+6	42	20	53	57	99	94	97	00	00	-L	A-1	00	-L	0	3	3	99
4		N	01.02	02	+5	72	56	41	12	48	67	67	09	00	-L	A-1	00	-L	0	0	1	99
5		F	2692.	43	+6	35	21	36	63	99	90	85	00	00	-L	A 3	46	-L	0	0	1	54
6		N	01.00	00	+5	99	72	48	17	99	99	99	00	00	-L	A-1	00	-L	0	0	0	71


FUNCTION DATA

POLY /MOND	< PORTAMENTO > mode gliss time		< MODULATION >				
POLY	retai	OFF	00	MOD	F.C	B.C	A.TCH
LEVEL ATT	< P.BENDER > range step		range	99	00	00	53
007	04	00	pitch	OFF	OFF	OFF	ON
			amp	OFF	OFF	OFF	OFF
			EG-bias	ON	OFF	OFF	OFF

NOTE LIMIT LOW:C -2 HIGH:G 8

4-7 MALE BASS 4 BC

TX816 VOICE DATA

	< NAME >		< PITCH ENVELOPE >							
	VOICE 4.7		R1	R2	R3	R4	L1	L2	L3	L4
			99	99	99	99	50	50	50	50
	ALGO	04	< LFO >							
MID C	C 2	WAVE	SPD	DLY	PMD	AMD	SYNC	PMS		
F.B	5	TRI	41	48	55	00	OFF	2		
SYNC	OFF									

OP	< FREQ >				< ENVELOPE >				< KBD SCALE >				< S >									
	M	FC	FF	D	R1	R2	R3	R4	L1	L2	L3	L4	LD	LC	BP	RD	RC	R	M	V	TL	
1	C	N	02.02	01 -3	53	33	34	60	99	99	95	00	00	-L	A	2	00	-L	0	3	1	99
2		N	01.01	01 -5	85	91	41	74	85	88	99	34	00	-L	A	-1	18	-L	1	3	1	99
3		F	3020.	48 +0	21	53	22	75	56	99	99	00	00	-L	G	3	00	-L	0	3	1	40
4	C	N	03.00	00 +2	52	68	34	65	85	91	95	00	00	-L	A	-1	00	-L	0	3	2	99
5		N	01.03	03 +6	95	98	57	99	47	82	93	00	00	-L	A	-1	00	-L	2	3	1	78
6		F	4266.	63 +0	64	61	22	53	99	99	99	00	00	-L	G	3	56	-L	0	3	0	52


FUNCTION DATA

POLY /MONO	< PORTAMENTO >			< MODULATION >				
	mode	gliss	time					
POLY	retai	ON	00	MOD	F.C	B.C	A.TCH	
LEVEL ATT	< P.BENDER >			range	99	00	99	53
	range	step		pitch	OFF	OFF	OFF	ON
007	02	00		amp	OFF	OFF	OFF	OFF
				EG-bias	OFF	OFF	ON	OFF

NOTE LIMIT LOW:C -2 HIGH:6 B

4-8 FEMALE VOCAL 3 MW

TX816 VOICE DATA

	< NAME >		< PITCH ENVELOPE >							
	VOICE 4.8		R1	R2	R3	R4	L1	L2	L3	L4
			18	25	99	99	49	49	50	50
	ALGO	01	< LFO >							
MID C	C 3	WAVE	SPD	DLY	PMD	AMD	SYNC	PMS		
F.B	4	SIN	38	35	53	02	OFF	2		
SYNC	ON									

OP	< FREQ >				< ENVELOPE >				< KBD SCALE >				< S >									
	M	FC	FF	D	R1	R2	R3	R4	L1	L2	L3	L4	LD	LC	BP	RD	RC	R	M	V	TL	
1	C	F	2.630	42 -7	51	55	53	64	61	88	85	00	00	-L	A	-1	00	-L	0	3	0	99
2		N	01.04	04 -7	75	41	80	98	69	81	96	99	00	-L	A	-1	00	-L	0	0	0	62
3	C	N	02.02	01 -7	42	20	53	57	99	94	97	00	00	-L	A	-1	00	-L	0	3	3	99
4		N	01.02	02 -7	72	56	41	12	48	67	73	09	00	-L	C#	3	30	-L	0	0	1	99
5		F	3090.	49 -7	35	21	36	63	99	90	89	00	00	-L	A	-1	00	-L	0	0	1	54
6		N	01.00	00 -7	99	72	48	17	99	99	99	00	00	-L	A	-1	00	-L	0	0	0	66

FUNCTION DATA

POLY /MONO	< PORTAMENTO >			< MODULATION >				
	mode	gliss	time					
POLY	retai	OFF	00	MOD	F.C	B.C	A.TCH	
LEVEL ATT	< P.BENDER >			range	99	00	99	53
	range	step		pitch	OFF	OFF	OFF	ON
007	03	00		amp	OFF	OFF	OFF	OFF
				EG-bias	ON	OFF	OFF	OFF

NOTE LIMIT LOW:C -2 HIGH:6 B

5-1 TRUMPET 1 FC

TX816 VOICE DATA

	< NAME >		< PITCH ENVELOPE >																			
	TRMPT 5.1		R1	R2	R3	R4	L1	L2	L3	L4												
			56	67	95	60	50	50	50	48												
	< LFO >																					
ALGO	18	WAVE	SPD	DLY	PMD	AMD	SYNC	PMS														
MID C	C 3	TRI	45	45	08	00	OFF	2														
F.B	7																					
SYNC	ON																					
< FREQ >				< ENVELOPE >				< KBD SCALE >				< S >										
OP	M	FC	FF	D	R1	R2	R3	R4	L1	L2	L3	L4	LD	LC	BP	RD	RC	R	M	V	TL	
1	C	N	01.00	00	-7	80	24	19	71	99	95	79	00	00	-L	A-1	00	-L	2	3	1	99
2		N	02.00	00	-7	99	12	22	50	85	00	78	00	00	-L	F 5	96	-E	2	0	2	59
3		N	01.00	00	-5	58	12	22	50	99	95	95	00	05	-L	F#5	43	-L	2	0	2	84
4		N	01.00	00	-4	66	76	22	50	99	61	61	00	00	-L	C 5	00	-L	5	0	1	74
5		N	03.00	00	-5	48	12	22	50	99	61	61	00	00	-L	A-1	00	-L	5	0	1	89
6		F	1622.	21	-7	42	56	20	70	99	00	72	00	32	-L	C 4	00	-L	7	0	5	85

FUNCTION DATA

POLY /MONO	< PORTAMENTO > mode gliss time			< MODULATION >				
POLY	retai	ON	00	MOD	F.C	B.C	A.TCH	
LEVEL ATT	< P.BENDER > range step			range	99	99	99	53
007	01	00	pitch	ON	OFF	OFF	ON	
			amp	OFF	OFF	OFF	OFF	
			EG-bias	OFF	ON	OFF	OFF	
NOTE LIMIT				LOW:C -2	HIGH:6 8			

5-2 TRUMPET 2 FC

TX816 VOICE DATA

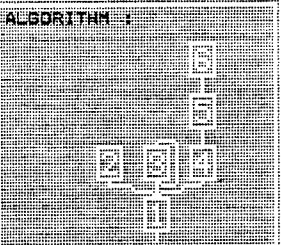
	< NAME >		< PITCH ENVELOPE >																			
	TRMPT 5.2		R1	R2	R3	R4	L1	L2	L3	L4												
			41	45	95	60	51	50	50	52												
	< LFO >																					
ALGO	18	WAVE	SPD	DLY	PMD	AMD	SYNC	PMS														
MID C	C 3	TRI	40	45	08	00	OFF	2														
F.B	7																					
SYNC	ON																					
< FREQ >				< ENVELOPE >				< KBD SCALE >				< S >										
OP	M	FC	FF	D	R1	R2	R3	R4	L1	L2	L3	L4	LD	LC	BP	RD	RC	R	M	V	TL	
1	C	N	01.00	00	+7	80	24	19	71	99	95	84	00	00	-L	A-1	00	-L	2	3	1	99
2		N	02.00	00	+7	99	12	22	50	85	00	81	00	00	-L	F 5	96	-E	2	0	2	59
3		N	01.00	00	+3	58	12	22	50	99	95	97	00	02	-L	D 5	00	-L	2	0	1	81
4		N	01.00	00	+2	66	76	22	50	99	61	64	00	00	-L	C 5	00	-L	5	0	1	74
5		N	03.00	00	+3	48	12	22	50	99	61	64	00	00	-L	A-1	00	-L	5	0	1	89
6		F	1622.	21	+1	42	56	20	70	99	00	75	00	32	-L	C 4	00	-L	7	0	5	82

FUNCTION DATA

POLY /MONO	< PORTAMENTO > mode gliss time			< MODULATION >				
POLY	retai	ON	00	MOD	F.C	B.C	A.TCH	
LEVEL ATT	< P.BENDER > range step			range	99	99	99	53
007	02	00	pitch	ON	OFF	OFF	ON	
			amp	OFF	OFF	OFF	OFF	
			EG-bias	OFF	ON	OFF	OFF	
NOTE LIMIT				LOW:C -2	HIGH:6 8			

5-3 TRUMPET 3 FC

TXB16 VOICE DATA

	< NAME >		< PITCH ENVELOPE >																				
	TRMPT 5.3		R1	R2	R3	R4	L1	L2	L3	L4													
			77	67	95	60	52	49	50	50													
			< LFO >																				
ALGO 18		WAVE	SPD	DLY	PMD	AMD	SYNC	PMS															
MID C C 3		TRI	35	19	03	00	OFF	2															
F.B 7																							
SYNC ON																							
< FREQ >				< ENVELOPE >				< KBD SCALE >				< S >											
OP	M	FC	FF	D	R1	R2	R3	R4	L1	L2	L3	L4	LD	LC	BP	RD	RC	R	M	V	TL		
1	C	N	01.00	00	+0	70	24	19	60	99	96	89	00	00	-L	A-1	00	-L	2	3	1	99	
2		N	02.10	05	+0	99	12	22	50	85	85	85	00	00	-L	F	5	96	-E	2	0	2	50
3		N	01.00	00	+0	48	12	22	50	99	99	98	00	00	-L	A-1	00	-L	5	0	1	79	
4		N	01.00	00	+0	66	76	22	50	99	61	61	00	00	-L	C	5	00	-L	5	0	2	74
5		N	06.24	04	-1	48	12	22	50	99	61	61	00	00	-L	A-1	00	-L	5	0	0	50	
6		N	08.47	21	+0	42	56	20	70	99	00	00	00	00	-L	A-1	00	-L	7	0	1	99	


FUNCTION DATA

POLY /MONO	< PORTAMENTO >			< MODULATION >				
	mode	gliss	time	MOD	F.C	B.C	A.TCH	
POLY	retai	ON	00	range	99	99	99	53
LEVEL ATT	< P.BENDER >			pitch	ON	OFF	OFF	ON
	range	step		amp	OFF	OFF	OFF	OFF
007	03	00		EG-bias	OFF	ON	OFF	OFF

NOTE LIMIT LOW:C -2 HIGH:G 8

5-4 TRUMPET 4 FC

TXB16 VOICE DATA

	< NAME >		< PITCH ENVELOPE >																				
	TRMPT 5.4		R1	R2	R3	R4	L1	L2	L3	L4													
			78	67	95	60	47	49	50	50													
			< LFO >																				
ALGO 18		WAVE	SPD	DLY	PMD	AMD	SYNC	PMS															
MID C C 3		TRI	30	19	03	00	OFF	2															
F.B 7																							
SYNC ON																							
< FREQ >				< ENVELOPE >				< KBD SCALE >				< S >											
OP	M	FC	FF	D	R1	R2	R3	R4	L1	L2	L3	L4	LD	LC	BP	RD	RC	R	M	V	TL		
1	C	N	01.00	00	-1	66	24	19	75	99	96	89	00	00	-L	A-1	00	-L	2	3	1	99	
2		N	02.10	05	-4	99	12	22	50	85	85	85	00	00	-L	F	5	96	-E	2	0	2	51
3		N	01.00	00	-3	48	12	22	50	99	99	98	00	00	-L	A-1	00	-L	5	0	1	80	
4		N	01.00	00	-1	66	76	22	50	99	61	61	00	00	-L	C	5	00	-L	5	0	2	76
5		N	06.24	04	-3	48	12	22	50	99	61	61	00	00	-L	A-1	00	-L	5	0	0	52	
6		N	08.47	21	-4	42	56	20	70	99	00	00	00	00	-L	A-1	00	-L	7	0	1	99	

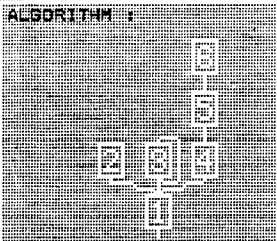
FUNCTION DATA

POLY /MONO	< PORTAMENTO >			< MODULATION >				
	mode	gliss	time	MOD	F.C	B.C	A.TCH	
POLY	retai	ON	00	range	99	99	99	53
LEVEL ATT	< P.BENDER >			pitch	ON	OFF	OFF	ON
	range	step		amp	OFF	OFF	OFF	OFF
007	04	00		EG-bias	OFF	ON	OFF	OFF

NOTE LIMIT LOW:C -2 HIGH:G 8

5-5 TRUMPET 5 FC

TXB16 VOICE DATA

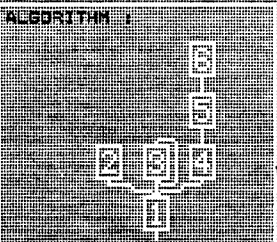
	< NAME >		< PITCH ENVELOPE >																			
	TRMPT 5.5		R1	R2	R3	R4	L1	L2	L3	L4												
			64	67	95	60	48	51	50	50												
			< LFO >																			
ALGO 18		WAVE	SPD	DLY	PMD	AMD	SYNC	PMS														
MID C C 3		TRI	35	00	00	00	OFF	2														
F.B 7																						
SYNC ON																						
< FREQ >				< ENVELOPE >				< KBD SCALE >				< S >										
OP	M	FC	FF	D	R1	R2	R3	R4	L1	L2	L3	L4	LD	LC	BF	RD	RC	R	M	V	TL	
1	C	N	01.01	01	+0	61	23	17	55	99	86	86	00	00	-L	A-1	00	-L	2	3	2	99
2		N	01.01	01	+0	37	34	15	70	85	00	00	00	00	-L	A-1	00	-L	2	0	2	70
3		N	01.01	01	+0	51	35	22	50	99	96	95	00	00	-L	A-1	00	-L	3	0	2	81
4		N	01.01	01	+0	66	92	22	50	53	61	62	00	00	-L	A-1	00	-L	0	0	0	82
5		N	04.02	34	-1	48	55	22	50	98	61	62	00	00	-L	A-1	00	-L	0	0	0	70
6		N	07.00	00	+0	77	56	20	70	99	00	00	00	00	-L	A-1	00	-L	7	0	0	79

FUNCTION DATA

POLY /MONO	< PORTAMENTO > mode gliss time			< MODULATION >				
POLY	retai	OFF	00	MOD	F.C	B.C	A.TCH	
LEVEL ATT	< P.BENDER > range step			range	66	99	00	53
007	05	00		pitch	ON	OFF	OFF	ON
				amp	OFF	OFF	OFF	OFF
				EG-bias	OFF	ON	OFF	OFF
NOTE LIMIT				LOW:C -2	HIGH:G 8			

5-6 TRUMPET 6 FC

TXB16 VOICE DATA

	< NAME >		< PITCH ENVELOPE >																			
	TRMPT 5.6		R1	R2	R3	R4	L1	L2	L3	L4												
			94	67	95	60	49	51	50	50												
			< LFO >																			
ALGO 18		WAVE	SPD	DLY	PMD	AMD	SYNC	PMS														
MID C C 3		TRI	35	00	00	00	OFF	1														
F.B 7																						
SYNC ON																						
< FREQ >				< ENVELOPE >				< KBD SCALE >				< S >										
OP	M	FC	FF	D	R1	R2	R3	R4	L1	L2	L3	L4	LD	LC	BF	RD	RC	R	M	V	TL	
1	C	N	00.99	99	+0	82	99	99	55	99	99	99	00	00	-L	A-1	00	-L	2	3	1	99
2		N	00.99	99	+0	69	34	15	70	99	97	95	00	00	-L	A-1	00	-L	2	3	2	70
3		N	00.99	99	+0	53	35	22	50	99	96	95	00	00	-L	A-1	00	-L	3	3	3	84
4		N	00.99	99	+0	64	92	22	50	99	99	99	00	00	-L	A-1	00	-L	0	3	0	60
5		N	03.90	30	-1	71	55	22	50	98	00	62	00	00	-L	A-1	00	-L	0	0	0	66
6		N	07.00	00	+0	77	56	20	70	99	00	00	00	00	-L	A-1	00	-L	7	0	0	79

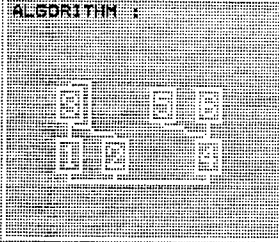
FUNCTION DATA

POLY /MONO	< PORTAMENTO > mode gliss time			< MODULATION >				
POLY	retai	OFF	00	MOD	F.C	B.C	A.TCH	
LEVEL ATT	< P.BENDER > range step			range	99	99	00	53
005	07	00		pitch	OFF	OFF	OFF	ON
				amp	OFF	OFF	OFF	OFF
				EG-bias	OFF	ON	OFF	OFF
NOTE LIMIT				LOW:C -2	HIGH:G 8			



5-7 SYNTH TRUMPET FC

TX816 VOICE DATA

	< NAME >		< PITCH ENVELOPE >																			
	SYNTRP 5.7		R1	R2	R3	R4	L1	L2	L3	L4												
			91	67	95	60	53	50	50	50												
	ALGO	20	< LFO >																			
MID C	C 3	WAVE	SPD	DLY	PMD	AMD	SYNC	PMS														
F.B	7	TR1	36	00	05	19	OFF	2														
SYNC	ON																					
< FREQ >		< ENVELOPE >				< KBD SCALE >				< S >												
DP	M	FC	FF	D	R1	R2	R3	R4	L1	L2	L3	L4	LD	LC	BP	RD	RC	R	M	V	TL	
1	C	N	01.00	00	-3	89	49	20	62	99	99	80	00	00	-L	A-1	00	-L	2	3	0	99
2	C	N	02.00	00	+1	88	69	89	60	85	77	85	00	00	-L	A-1	00	-L	2	3	0	99
3		N	01.00	00	-5	78	23	24	57	94	97	88	00	00	-L	C 3	16	+E	2	0	2	80
4	C	N	01.00	00	-2	71	45	20	62	99	99	80	00	00	-L	A-1	00	-L	2	3	0	96
5		N	01.00	00	+7	58	12	13	66	96	88	85	00	00	-L	C 3	25	+E	2	0	0	89
6		N	06.00	20	+4	44	25	10	53	99	83	82	00	00	-L	A-1	00	-L	7	0	2	67


FUNCTION DATA

POLY /MONO	< PORTAMENTO > mode gliss time			< MODULATION >			
POLY	retai	ON	00	MOD	F.C	B.C	A.TCH
LEVEL ATT	< P.BENDER > range step			range	pitch	amp	EG-bias
007	07	00		99	99	99	53
				ON	OFF	OFF	ON
				OFF	OFF	OFF	OFF
				OFF	ON	OFF	OFF

NOTE LIMIT      LOW:C -2      HIGH:G 8

5-8 BRIGHT TRUMPET FC

TX816 VOICE DATA

	< NAME >		< PITCH ENVELOPE >																			
	B.TRP 5.8		R1	R2	R3	R4	L1	L2	L3	L4												
			94	67	95	60	50	50	50	50												
	ALGO	22	< LFO >																			
MID C	C 3	WAVE	SPD	DLY	PMD	AMD	SYNC	PMS														
F.B	7	SIN	34	33	00	00	OFF	3														
SYNC	ON																					
< FREQ >		< ENVELOPE >				< KBD SCALE >				< S >												
DP	M	FC	FF	D	R1	R2	R3	R4	L1	L2	L3	L4	LD	LC	BP	RD	RC	R	M	V	TL	
1	C	N	01.00	00	+0	68	20	20	70	99	95	95	00	00	-L	A-1	00	-L	2	3	1	99
2		N	01.00	00	+0	60	15	15	70	99	90	80	00	00	-L	A-1	00	-L	2	3	1	89
3	C	N	01.00	00	+0	68	20	20	70	99	96	95	00	00	-L	A-1	00	-L	2	3	1	99
4	C	N	01.00	00	+0	68	20	20	70	99	95	95	00	00	-L	A-1	00	-L	2	3	1	97
5	C	N	01.00	00	+0	68	20	20	70	99	95	95	00	00	-L	A-1	00	-L	2	3	1	99
6		N	01.00	00	+0	60	61	19	70	99	98	97	00	00	-L	A-1	00	-L	1	3	2	83

FUNCTION DATA

POLY /MONO	< PORTAMENTO > mode gliss time			< MODULATION >			
POLY	retai	ON	00	MOD	F.C	B.C	A.TCH
LEVEL ATT	< P.BENDER > range step			range	pitch	amp	EG-bias
007	08	00		99	99	99	53
				ON	OFF	OFF	ON
				OFF	OFF	OFF	OFF
				OFF	ON	OFF	OFF

NOTE LIMIT      LOW:C -2      HIGH:G 8

6-1 ELEC. PIANO  
TREMOLO L MW

TXB16 VOICE DATA

ALGORITHM :	< NAME >		< PITCH ENVELOPE >																				
	E.PND 6.1		R1	R2	R3	R4	L1	L2	L3	L4													
			99	99	99	99	50	50	50	50													
			< LFO >																				
ALGO	05	WAVE	SPD	DLY	PMD	AMD	SYNC	PMS															
MID C	C 3	TRI	12	00	00	00	OFF	0															
F.B	7																						
SYNC	OFF																						
< FREQ >		< ENVELOPE >				< KBD SCALE >				< S >													
OP	M	FC	FF	D	R1	R2	R3	R4	L1	L2	L3	L4	LD	LC	BF	RD	RC	R	M	V	TL		
1	C	N	01.00	00	+3	96	25	25	77	99	75	00	00	00	-L	A-1	00	-L	3	3	2	99	
2		N	01.00	00	+0	95	50	35	78	99	99	99	00	00	-L	A-1	00	-L	3	3	7	77	
3	C	N	01.00	00	+0	95	20	20	73	99	95	00	00	00	-L	A-1	00	-L	4	3	2	99	
4		N	10.00	00	+0	95	69	35	76	88	46	27	77	00	-L	A-1	00	-L	7	3	6	76	
5	C	N	01.00	00	-7	95	20	20	59	99	95	00	00	00	-L	A-1	00	-L	4	3	1	99	
6		N	01.00	00	+7	95	29	20	50	99	81	82	00	05	+L	D	3	19	-L	3	3	2	72

FUNCTION DATA

POLY /MONO	< PORTAMENTO > mode gliss time			< MODULATION >				
POLY	retai	ON	00	MOD	F.C	B.C	A.TCH	
LEVEL ATT	< P.BENDER > range step			range	99	00	99	53
007	02	00	pitch	OFF	OFF	OFF	ON	
			amp	ON	OFF	OFF	OFF	
			EG-bias	ON	ON	OFF	OFF	

NOTE LIMIT LOW:C -2 HIGH:G 8

6-2 ELEC. PIANO  
TREMOLO R MW

TXB16 VOICE DATA

ALGORITHM :	< NAME >		< PITCH ENVELOPE >																				
	E.PND 6.2		R1	R2	R3	R4	L1	L2	L3	L4													
			99	99	99	99	50	50	50	50													
			< LFO >																				
ALGO	05	WAVE	SPD	DLY	PMD	AMD	SYNC	PMS															
MID C	C 3	SIN	24	00	00	00	ON	0															
F.B	7																						
SYNC	OFF																						
< FREQ >		< ENVELOPE >				< KBD SCALE >				< S >													
OP	M	FC	FF	D	R1	R2	R3	R4	L1	L2	L3	L4	LD	LC	BF	RD	RC	R	M	V	TL		
1	C	N	01.00	00	+3	96	22	25	73	99	66	00	00	00	-L	A-1	00	-L	3	3	2	99	
2		N	20.00	00	+0	95	58	35	99	99	50	48	63	27	-L	D#3	00	-L	3	3	3	54	
3	C	N	01.00	00	+0	95	20	20	62	99	95	00	00	00	-L	A-1	00	-L	3	3	5	99	
4		N	01.00	00	+0	95	29	20	82	99	95	00	99	00	-L	A-1	00	-L	3	3	6	89	
5	C	N	01.00	00	-7	95	20	20	60	99	95	00	00	00	-L	A-1	00	-L	3	3	4	99	
6		N	01.00	00	+0	95	21	20	89	99	95	00	98	00	-L	D	3	19	-L	3	3	3	75

FUNCTION DATA

POLY /MONO	< PORTAMENTO > mode gliss time			< MODULATION >				
POLY	retai	ON	00	MOD	F.C	B.C	A.TCH	
LEVEL ATT	< P.BENDER > range step			range	99	00	99	53
007	02	00	pitch	OFF	OFF	OFF	ON	
			amp	ON	OFF	OFF	OFF	
			EG-bias	OFF	ON	OFF	OFF	

NOTE LIMIT LOW:C -2 HIGH:G 8

6-3 TINE PIANO 1 FC

TXB16 VOICE DATA

	< NAME >		< PITCH ENVELOPE >																				
	E.TPND 6.3		R1	R2	R3	R4	L1	L2	L3	L4													
			99	99	99	99	50	50	50	50													
			< LFD >																				
ALGO	05	WAVE	SPD	DLY	PMD	AMD	SYNC	PMS															
MID C	C 3	SIN	06	33	30	00	OFF	2															
F.B	6																						
SYNC	DN																						
< FREQ >		< ENVELOPE >				< KBD SCALE >				< S >													
OP	M	FC	FF	D	R1	R2	R3	R4	L1	L2	L3	L4	LD	LC	BP	RD	RC	R	M	V	TL		
1	C	N	01.00	00	+3	96	25	25	67	99	75	00	00	00	-L	A-1	00	-L	3	3	7	99	
2		N	26.18	54	+0	95	50	35	78	99	75	00	00	00	-L	A-1	01	-L	3	0	7	75	
3	C	N	01.00	00	+0	95	20	20	50	99	95	00	00	00	-L	A-1	00	-L	3	3	2	99	
4		N	01.00	00	+0	95	29	20	50	99	95	00	00	00	-L	A-1	00	-L	3	0	6	89	
5	C	N	01.00	00	-7	95	20	20	50	99	95	00	00	00	-L	A-1	00	-L	3	3	3	99	
6		N	01.00	00	+7	95	29	20	50	99	95	00	00	00	-L	D	3	19	-L	3	0	6	79

FUNCTION DATA

POLY /MONO	< PORTAMENTO > mode gliss time			< MODULATION >				
POLY	retai	ON	00	MOD	F.C	B.C	A.TCH	
LEVEL ATT	< P.BENDER > range step			range	00	99	00	00
007	02	00		pitch	OFF	OFF	OFF	OFF
				amp	OFF	OFF	OFF	OFF
				EG-bias	OFF	ON	OFF	OFF

NOTE LIMIT LOW:C -2 HIGH:G 8

6-4 TINE PIANO 2 FC

TXB16 VOICE DATA

	< NAME >		< PITCH ENVELOPE >																				
	E.TPND 6.4		R1	R2	R3	R4	L1	L2	L3	L4													
			99	99	99	99	50	50	50	50													
			< LFD >																				
ALGO	05	WAVE	SPD	DLY	PMD	AMD	SYNC	PMS															
MID C	C 3	SIN	03	33	35	00	ON	2															
F.B	6																						
SYNC	OFF																						
< FREQ >		< ENVELOPE >				< KBD SCALE >				< S >													
OP	M	FC	FF	D	R1	R2	R3	R4	L1	L2	L3	L4	LD	LC	BP	RD	RC	R	M	V	TL		
1	C	N	01.00	00	+5	96	25	25	67	99	75	00	00	00	-L	A-1	00	-L	3	3	4	99	
2		N	14.00	00	+0	95	50	35	78	99	75	00	00	00	-L	A-1	00	-L	3	0	7	58	
3	C	F	1.000	00	-2	95	20	20	50	99	95	00	00	00	-L	A-1	00	-L	3	3	2	99	
4		N	01.00	00	+0	95	20	20	50	99	95	00	00	00	-L	A-1	00	-L	3	0	6	89	
5	C	N	01.00	00	-4	95	20	20	50	99	95	00	00	00	-L	A-1	00	-L	3	3	2	99	
6		N	01.00	00	+7	95	29	20	50	99	95	00	00	00	-L	D	3	19	-L	3	0	6	83

FUNCTION DATA

POLY /MONO	< PORTAMENTO > mode gliss time			< MODULATION >				
POLY	retai	ON	00	MOD	F.C	B.C	A.TCH	
LEVEL ATT	< P.BENDER > range step			range	00	99	00	00
007	02	00		pitch	OFF	OFF	OFF	OFF
				amp	OFF	OFF	OFF	OFF
				EG-bias	OFF	ON	OFF	OFF

NOTE LIMIT LOW:C -2 HIGH:G 8

ALGORITHM :	< NAME >		< PITCH ENVELOPE >																			
	E.PND 6.5		R1	R2	R3	R4	L1	L2	L3	L4												
			99	99	99	99	50	50	50	50												
			< LFO >																			
		ALGO 10	WAVE	SPD	DLY	PMD	AMD	SYNC	PMS													
		MID C C 3	TRI	35	00	00	00	ON	1													
		F.B 6																				
		SYNC ON																				
< FREQ >		< ENVELOPE >				< KBD SCALE >				< S >												
OP	M	FC	FF	D	R1	R2	R3	R4	L1	L2	L3	L4	LD	LC	BP	RD	RC	R	M	V	TL	
1	C	F	1.318	12	+0	85	60	22	55	99	96	00	00	00	-L	A-1	00	-L	3	0	0	99
2		N	01.00	00	+7	85	60	20	46	99	98	00	00	00	-L	A-1	00	-L	3	0	4	80
3		N	00.83	66	+7	85	53	22	99	99	49	00	00	46	-L	G 3	00	-L	3	0	5	67
4	C	N	01.00	00	+7	85	60	22	55	99	96	00	00	00	-L	A-1	00	-L	3	0	1	99
5		F	144.5	16	+5	90	99	75	50	99	99	00	00	00	-L	A-1	00	-L	0	0	1	87
6		N	01.00	00	+4	99	99	99	99	99	99	99	00	00	-L	A-1	00	-L	0	0	3	73

FUNCTION DATA

POLY /MONO	< PORTAMENTO > mode gliss time			< MODULATION >				
POLY	retai	OFF	00	MOD	F.C	B.C	A.TCH	
LEVEL ATT	< P.BENDER > range step			range	99	00	00	53
007	04	00		pitch	OFF	OFF	OFF	ON
				amp	OFF	OFF	OFF	OFF
				EG-bias	ON	OFF	OFF	OFF

NOTE LIMIT      LOW:C -2      HIGH:G 8

ALGORITHM :	< NAME >		< PITCH ENVELOPE >																			
	E.PND 6.6		R1	R2	R3	R4	L1	L2	L3	L4												
			99	99	99	99	50	50	50	50												
			< LFO >																			
		ALGO 03	WAVE	SPD	DLY	PMD	AMD	SYNC	PMS													
		MID C C 3	TRI	35	00	00	00	ON	0													
		F.B 3																				
		SYNC OFF																				
< FREQ >		< ENVELOPE >				< KBD SCALE >				< S >												
OP	M	FC	FF	D	R1	R2	R3	R4	L1	L2	L3	L4	LD	LC	BP	RD	RC	R	M	V	TL	
1	C	F	1.995	30	+0	90	99	99	50	99	99	99	00	00	-L	A-1	00	-L	0	0	1	99
2		N	01.00	00	-3	80	50	24	60	99	97	00	00	00	-L	A-1	00	-L	0	0	3	81
3		N	01.00	00	+1	99	99	99	99	99	99	99	00	00	-L	C 3	14	-L	0	0	4	70
4	C	F	1.000	00	+0	90	99	99	50	99	99	99	00	00	-L	A-1	00	-L	0	0	2	99
5		N	02.00	00	+1	80	40	30	60	99	71	00	00	00	-L	A-1	00	-L	3	0	3	78
6		N	00.50	00	-1	99	57	15	99	99	42	00	00	30	+L	C 3	00	-L	6	0	5	99

FUNCTION DATA

POLY /MONO	< PORTAMENTO > mode gliss time			< MODULATION >				
POLY	retai	OFF	00	MOD	F.C	B.C	A.TCH	
LEVEL ATT	< P.BENDER > range step			range	99	00	00	53
007	04	00		pitch	OFF	OFF	OFF	ON
				amp	OFF	OFF	OFF	OFF
				EG-bias	ON	OFF	OFF	OFF

NOTE LIMIT      LOW:C -2      HIGH:G 8

6-7 TINE PIANO 3

TXB16 VOICE DATA

ALGORITHM :	< NAME >		< PITCH ENVELOPE >																			
	T.PND 6.7		R1	R2	R3	R4	L1	L2	L3	L4												
			99	99	99	99	50	50	50	50												
			< LFO >																			
ALGO	28	WAVE	SPD	DLY	PMD	AMD	SYNC	PMS														
MID C	C 3	TRI	35	00	00	00	DN	0														
F.B	6																					
SYNC	OFF																					
< FREQ >				< ENVELOPE >				< KBD SCALE >				< S >										
OP	M	FC	FF	D	R1	R2	R3	R4	L1	L2	L3	L4	LD	LC	BP	RD	RC	R	M	V	TL	
1	C	F	1.023	01	+0	97	50	17	67	99	98	00	00	00	-L	A-1	00	-L	2	0	1	99
2		N	01.00	00	-1	99	68	17	90	99	90	00	99	00	-L	C 3	0B	-L	2	0	2	89
3	C	F	1.622	21	+0	97	50	17	61	99	98	00	00	00	-L	A-1	00	-L	2	0	1	99
4		N	01.00	00	-6	99	68	17	57	99	90	00	00	00	-L	G 3	44	-L	0	0	2	90
5		F	4677.	67	+0	99	78	36	89	99	62	00	99	12	-L	C 3	56	+L	0	0	6	57
6	C	N	08.95	79	+0	92	86	99	99	99	00	00	00	00	-L	D#3	00	-L	2	0	2	99

FUNCTION DATA

POLY /MONO	< PORTAMENTO >			< MODULATION >				
	mode	gliss	time	MOD	F.C	B.C	A.TCH	
POLY	retai	DN	00	range	99	00	99	53
LEVEL ATT	< P.BENDER >			pitch	OFF	OFF	OFF	DN
	range	step		amp	OFF	OFF	OFF	OFF
007	02	00		EG-bias	OFF	OFF	ON	OFF

NOTE LIMIT    LOW:C -2    HIGH:G 8

6-8 TINE PIANO 4

TXB16 VOICE DATA

ALGORITHM :	< NAME >		< PITCH ENVELOPE >																			
	T.PND 6.8		R1	R2	R3	R4	L1	L2	L3	L4												
			99	99	99	99	50	50	50	50												
			< LFO >																			
ALGO	03	WAVE	SPD	DLY	PMD	AMD	SYNC	PMS														
MID C	C 3	TRI	35	00	00	00	ON	0														
F.B	3																					
SYNC	OFF																					
< FREQ >				< ENVELOPE >				< KBD SCALE >				< S >										
OP	M	FC	FF	D	R1	R2	R3	R4	L1	L2	L3	L4	LD	LC	BP	RD	RC	R	M	V	TL	
1	C	F	1.000	00	+0	90	99	99	50	99	99	99	00	00	-L	A-1	00	-L	0	0	4	99
2		N	01.00	00	-7	99	50	24	60	99	97	00	00	18	+L	A#3	00	-L	0	0	3	76
3		N	15.00	00	+0	99	46	36	99	99	51	00	00	25	-L	C 3	14	-L	4	0	7	70
4	C	F	2.042	31	+0	90	99	99	50	99	99	99	00	00	-L	A-1	00	-L	0	0	3	99
5		N	01.00	00	-1	99	50	24	60	99	97	00	00	24	+L	F 3	00	-L	0	0	3	78
6		N	01.00	00	-1	99	99	99	99	99	99	99	00	00	-L	C 3	14	-L	0	0	5	77

FUNCTION DATA

POLY /MONO	< PORTAMENTO >			< MODULATION >				
	mode	gliss	time	MOD	F.C	B.C	A.TCH	
POLY	retai	OFF	00	range	99	00	99	53
LEVEL ATT	< P.BENDER >			pitch	OFF	OFF	OFF	DN
	range	step		amp	OFF	OFF	OFF	OFF
007	03	00		EG-bias	ON	OFF	OFF	OFF

NOTE LIMIT    LOW:C -2    HIGH:G 8