


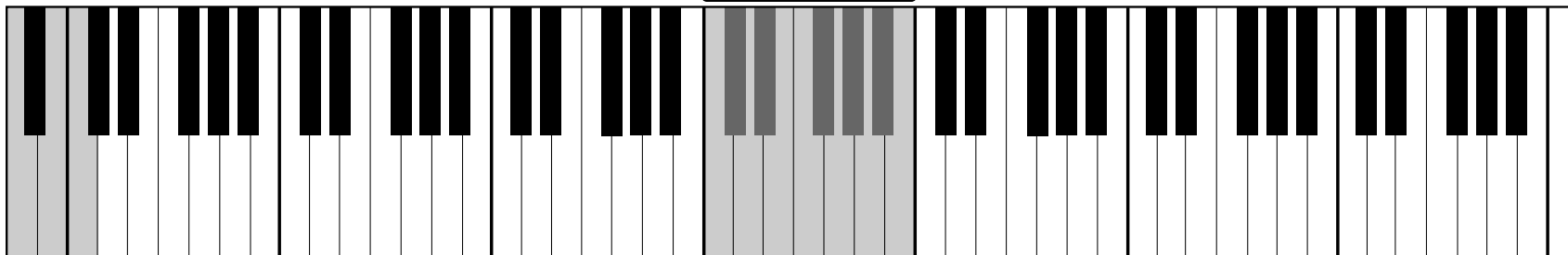
Quick Operation Guide

— P-85/P-85S —  YAMAHA

While holding down the highlighted leftmost keys shown below, press the other highlighted keys to set the various parameters. (Refer to the diagram **4** / **5** / **6** below.)

4

Tune Up: in about 0.2Hz steps (Press any highlighted key)

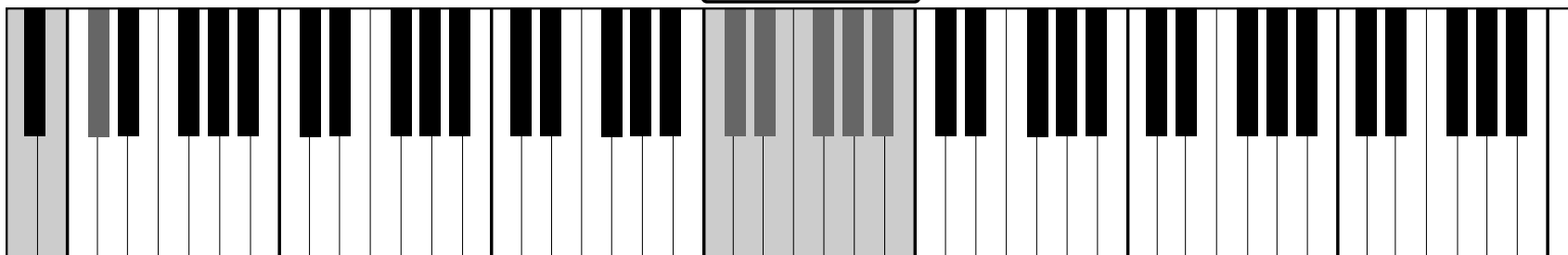


A-1 B-1 **C0**

C#3 D#3 F#3 G#3 A#3
C3 D3 E3 F3 G3 A3 B3

5

Tune Down: in about 0.2Hz steps (Press any highlighted key)

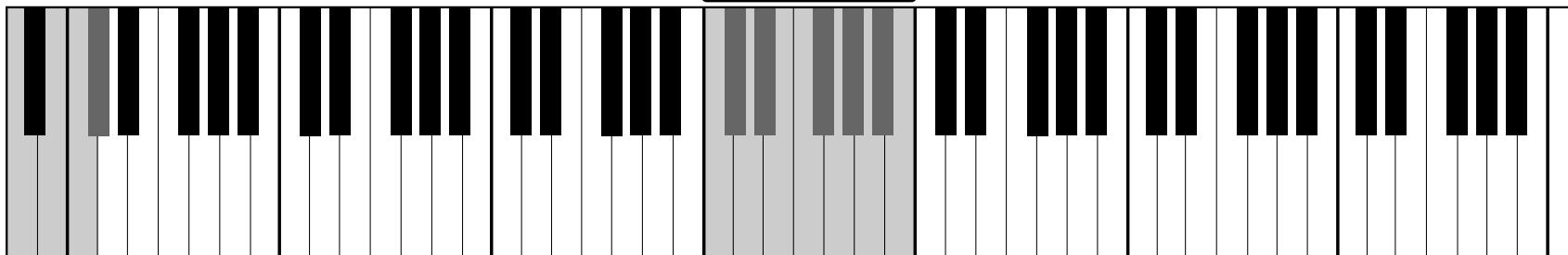


A-1 B-1 **C0**

C#3 D#3 F#3 G#3 A#3
C3 D3 E3 F3 G3 A3 B3

6

Standard pitch: 440.0 Hz (Press any highlighted key)



A-1 B-1 **C0**

C#3 D#3 F#3 G#3 A#3
C3 D3 E3 F3 G3 A3 B3