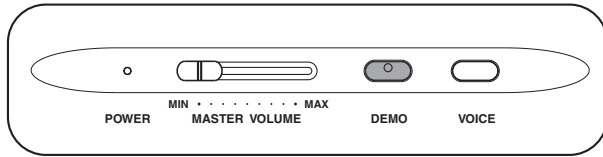
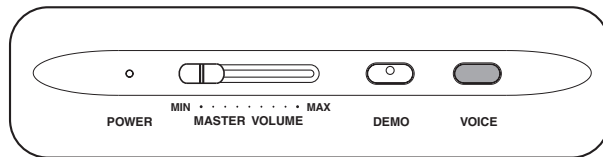


P-60 Quick Operation Guide

While holding down the [DEMO] or [VOICE] button, press the highlighted keys shown below to select voice demos etc, or set parameters.



Preset Song Tempo												Voice Demo												Preset Song												Preset Song Tempo																																															
[A#-1, A-1, B-1, C#0, D#0, D0, E0, F#0, G#0, F0, G0, A0, B0]												[C1, D1, D#1, D#0, E1, F1, G1, G#1, G#0, A1, B1]												[C2, D2, D#2, D#1, E2, F2, G2, G#2, G#1, A2, B2]												[C3, D3, D#3, D#2, E3, F3, G3, G#3, G#2, A3, B3]												[C4, D4, D#4, D#3, E4, F4, G4, G#4, G#3, A4, B4]												[C5, D5, D#5, D#4, E5, F5, G5, G#5, G#4, A5, B5]												[C6, D6, D#6, D#5, E6, F6, G6, G#6, G#5, A6, B6]											
[Numeric key 0-9]												[Grand Piano 1 Demo, E. Piano 1 Demo, Hapsichord 1 Demo, Hapsichord 2 Demo, Church Organ 1 Demo, Church Organ 2 Demo, Strings Demo]												[Song No. 1-35]												[Song No. 36-50]												[10 steps decrease, default tempo, 10 steps increase]																																			

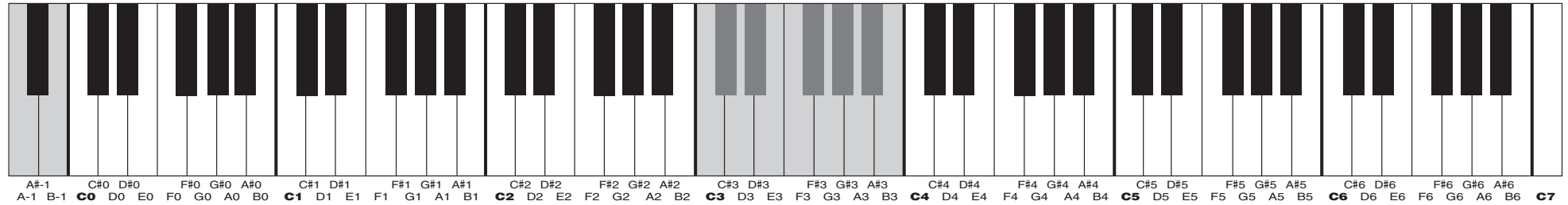


Voice (including the dual voice)												Reverb Type												Reverb Depth												Dual Octave Setting												Dual Balance																																			
[A#-1, A-1, B-1, C#0, D#0, D0, E0, F#0, G#0, F0, G0, A0, B0]												[C1, D1, D#1, D#0, E1, F1, G1, G#1, G#0, A1, B1]												[C2, D2, D#2, D#1, E2, F2, G2, G#2, G#1, A2, B2]												[C3, D3, D#3, D#2, E3, F3, G3, G#3, G#2, A3, B3]												[C4, D4, D#4, D#3, E4, F4, G4, G#4, G#3, A4, B4]												[C5, D5, D#5, D#4, E5, F5, G5, G#5, G#4, A5, B5]												[C6, D6, D#6, D#5, E6, F6, G6, G#6, G#5, A6, B6]											
[Grand Piano 1, E. Piano 1, Hapsichord 1, Hapsichord 2, Church Organ 1, Church Organ 2, Strings]												[Room, Hall 1, Hall 2, Stage, Off]												[0, 1, 2, 3, 4, 5, 6, 7, 8, 9, 10, 11, 12, 13, 14, 15, 16, 17, 18, 19, 20]												[-1 (Voice 1), +1 (Voice 1), 0 (Voice 2), +1 (Voice 2), -5, -4, -3, -2]												[0, 1, 2, 3, 4, 5, 6]																																			

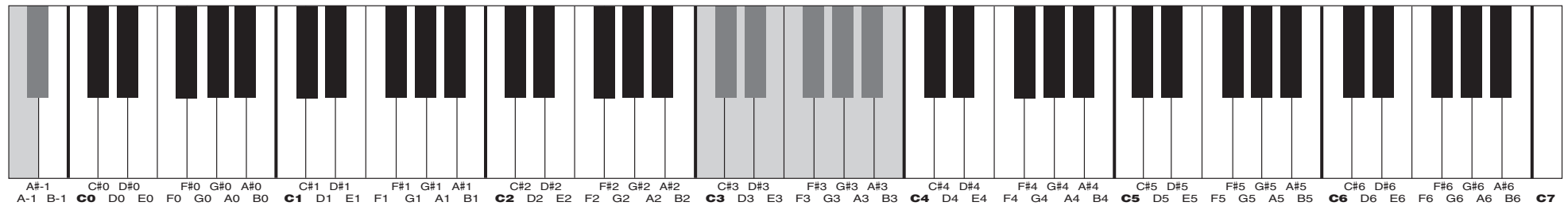
P-60 Quick Operation Guide

While holding down the highlighted leftmost keys shown below, press the other highlighted keys to set the various parameters.

Tune Up: in about 0.2Hz steps (Press any highlighted key)



Tune Down: in about 0.2Hz steps (Press any highlighted key)



Standard pitch : 440.0 Hz (Press any highlighted key)

