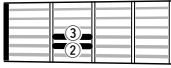
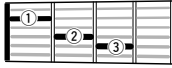
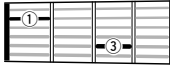
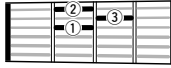
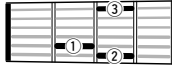









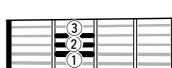












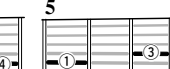

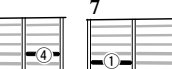


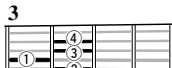

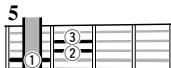
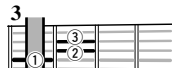







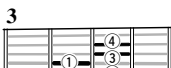


Song Chord Chart

● Reading the Chord Charts

- The numbers marked at each position refer to the fingers that should be used to press the corresponding frets: ① index, ② middle, ③ ring, ④ little.
- Normally the leftmost fret in a chord diagram will be fret 1. When the leftmost fret is marked with a number, however, that will be the number of the leftmost fret.
- ① When the "barre" symbol appears, use the index finger to press all indicated fret buttons at once.

Song No.	Chord Names and Fret Positions Indicated During Playback						
1							
	E7	A7	F#	A	G#	C#	B
2							
	A	F#m	E	D	G		
3							
	A	F#m	D	E			
4							
	G7sus4						
5							
	Fm	FmM7	Fm7	Fm6	DbM7	Db6	Db1+5
	C1+5+8						
6							
	Gomit3	Cadd9	Dsus4				
7							
	G	D	A	D7			
8							
	A	D	E				
9							
	G	Em	C	D			
10							
	C	F	G	Dm7			

Song No.	Chord Names and Fret Positions Indicated During Playback						
11	 Em	 C	 Cadd2	 D	 G		
12	 C#m	 B	 A	 G#7sus4	 G#7		
13	 E	 A	 D	 G	 A	 D	
14	 G	 C/G	 D(11)/A	 D(11)/A			
15	 Em9	 Cadd9	 Am7	 G	 C/G		
16	 A1+5	 A1+6	 D1+5	 D1+6	 E1+5	 E1+6	
17	 DM7(9)	 D^b7(9)	 CM7(9)	 A7(b13)	 G7(b13)	 D^bM7(9)	
18	 CM7	 C#dim7	 Dm7(9)	 G7(13)	 Em7	 A7(b13)	 D7(9)

Commonly-used Chords

A		A	Am	A7		D# / Eb	Eb	Ebm	Eb7
A# / Bb		Bb	Bbm	Bb7		E	E	Em	E7
B		B	Bm	B7		F	F	Fm	F7
C		C	Cm	C7		F# / Gb	F#	F#m	F#7
C# / Db		C#	C#m	C#7		G	G	Gm	G7
D		D	Dm	D7		G# / Ab	Ab	Abm	Ab7