

personal guitar processor

**iGTR**





## ***iGTR***

### **Rock out, anytime, anyplace.**

Pocket-sized and power-packed, iGTR delivers the real sound of guitar amps and effects, anytime, anyplace. Strap it on, plug in your axe, and you're ready to rock out, wherever, whenever. Hook up headphones or speakers and unleash the power of iGTR: Cutting-edge guitar tones—at your fingertips.

At home. At the beach. Between classes. On the road. On the go. Wherever inspiration strikes, iGTR is ready.


- Dial up killer amps inspired by vintage gear, and crank up the drive for a ferocious tone.
- Customize your sound with intense variable speed modulation effects including phaser, tremolo, and wah.
- Take it to the stratosphere with tweakable space and ambience effects like reverb, chorus, and delay.
- Plug your mp3 player into iGTR to play along with your favorite tunes, or chain together 2 iGTRs to jam with friends—any time of the day or night, without waking the neighbors!

**When you're packing iGTR,  
you're packing the power to rock and roll.**



## Package Content

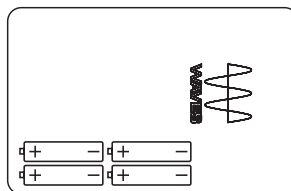
1. 1 x iGTR personal guitar processor
2. 1 x 50cm stereo auxiliary cable
3. 4 x AAA batteries
4. 1 x iGTR belt clip
5. 1 x User Guide



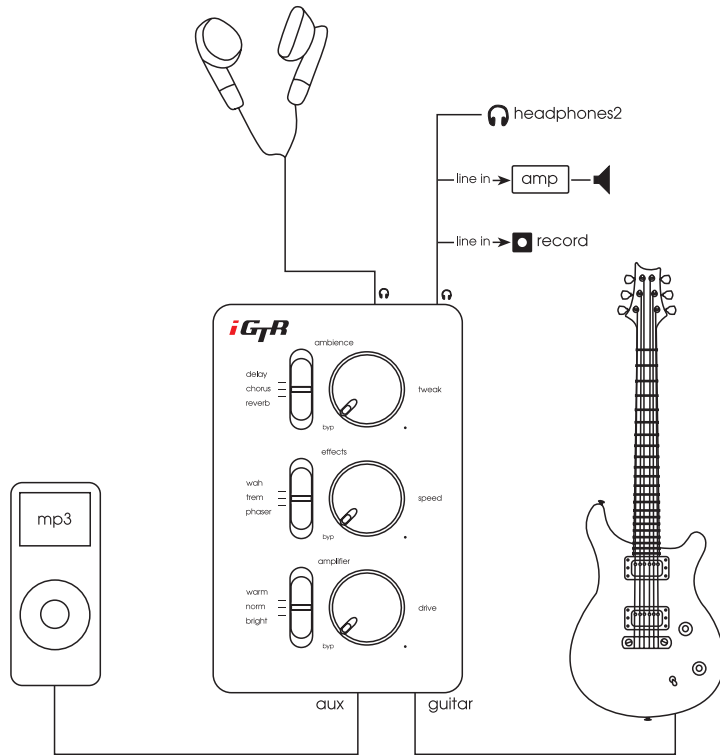
## Quick Start

To begin using your iGTR, follow these simple instructions.

1. Place 4 AAA batteries in the battery compartment (as shown).
2. Connect a pair of headphones (not included) to one of the headphone jacks located at the top of the device.
3. Connect one end of your guitar cable to your guitar and the other end to the guitar input located at the bottom of the device
4. Clip iGTR to your guitar strap using the included belt clip.
5. Turn iGTR on, using the power switch located at the top of the device.
6. Place your headphones on your ears and play your guitar.
7. Use the front panel and side controls to adjust your sound.
8. Get ready to rock.



## Plug & Play



## Front View

- **Ambience Effects**
  - Use the Ambience slide switch to select Reverb, Chorus or Delay.
  - Use the Tweak control to adjust Reverb or Chorus mix or Delay time.
  - BYP position: Bypass.
- **Modulation Effects**
  - Use the Effects slide switch to select Phaser, Tremolo or Wah.
  - Use the Speed control to adjust the modulation speed.
  - BYP position: Bypass.
- **Amp Simulation**
  - Use the Amplifier slide switch to select Bright, Normal or Warm amp models.
  - Use the Drive control to adjust the amount of distortion.
  - BYP position: Bypass.

## Right Side View

- **Guitar** controls guitar output volume.
- **Aux** controls auxiliary volume.

**Important note:**

Sound quality may be impaired by low battery power.  
If this happens, replace the batteries.



## Top View

- Headphone jacks for 2 sets of headphones or multimedia speakers.
- On/Off switch.

\*To increase battery life, turn off iGTR when not in use.



## Bottom View

- 6-12Vdc is an input jack for a standard 6-12 volt DC adapter (not included).

\*Important: When purchasing a DC adapter, make sure the connector, voltage, and polarity match those of the iGTR.

- Aux is an auxiliary input for a digital media (mp3) player or other playback device (cable included). Make sure the cable is plugged all the way in.
- Guitar Input for standard 1/4" instrument cable.





## Technical Specifications

**Dimensions:** 106x68x21mm

**Weight:** 85g

**Power** – 4 AAA batteries (alkaline or rechargeable)

External DC power – from 6 to 12 V DC / 300mA

 DC plug 3.5mm

**Guitar In** – Standard 1/4" guitar plug

Input Impedance: 1M $\Omega$  @ 1kHz

S/N: 77dB

THD @ -6dB: 0.1%

Input Sensitivity: 0.48Vrms

**Aux In** – 1/8" stereo plug for connecting mp3 player or other portable audio device using its headphones or line out

Input Impedance: 10k $\Omega$  @1kHz

S/N: 88 dB

THD @-6dB: 0.051%

Crosstalk: -57dB

Input Sensitivity: 1.5Vrms

**Headphones / Line Out**

Stereo 1/8" plug

Min. Headphones Load: 16  $\Omega$

Recommended Load: 32  $\Omega$

### Waves Technical Support

Check [www.wavesupport.net](http://www.wavesupport.net) for all the latest product information.

#### US

Waves Inc. 2800 Merchants Drive Knoxville TN 37912

Tel: 1-865-909-9200 Fax: 1-865-909-9245

#### Outside US

Waves Audio Ltd. Azrieli Center 3

The Triangle Tower, 32nd Floor Tel-Aviv 67023, Israel

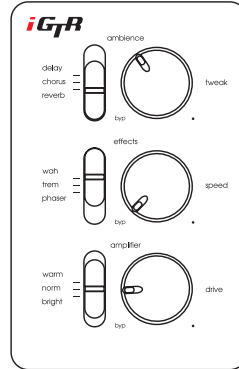
Tel: 972-3-608-4000 Fax: 972-3-608-4056

[www.waves.com](http://www.waves.com)

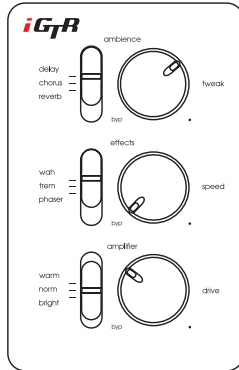
©2007 Waves.  
All rights reserved  
worldwide. All features  
and specifications  
subject to change  
without notice.

## Sound Settings

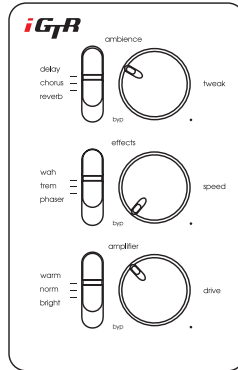
With iGTR, dialing in the perfect sound is a breeze. To get you started, here are some great-sounding settings that highlight the power and range of iGTR.



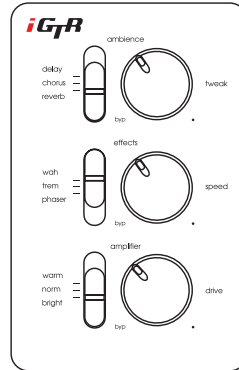
**Mr. Clean**



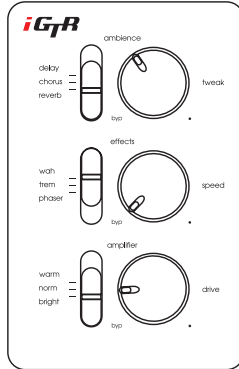
**Space Case**



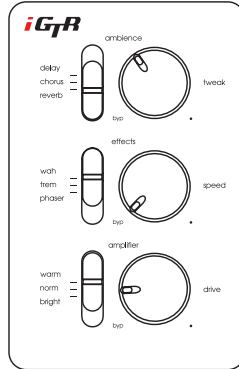
**Slap Happy**



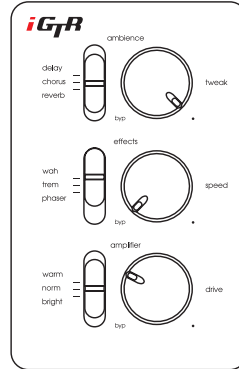
**Hippie Funk**



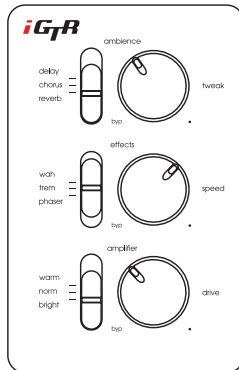
**Bright Side**



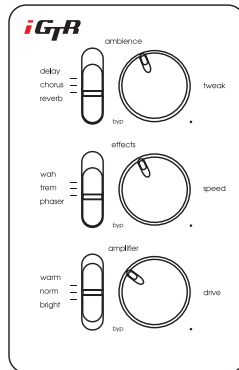
**All Warmed Up**



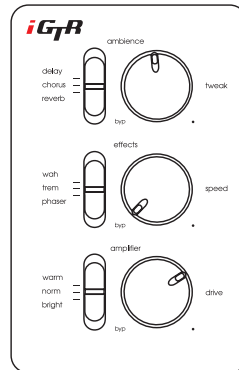
**Summers Day**



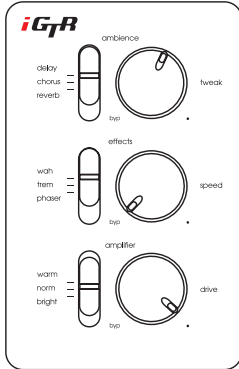
**Im-Pulsation**



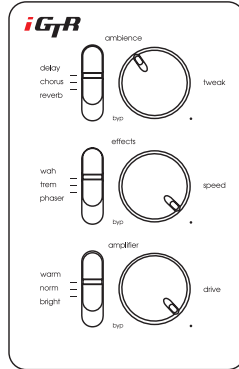
**Wide Glide**



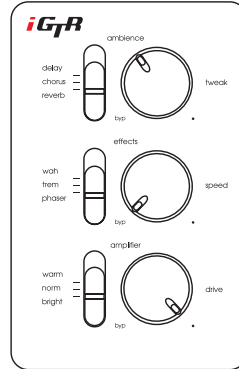
**Slash and Burn**



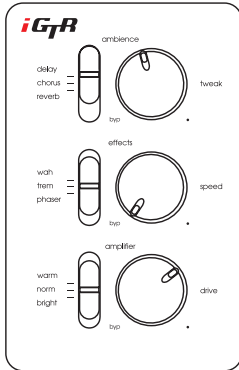
**Psycho Delix**



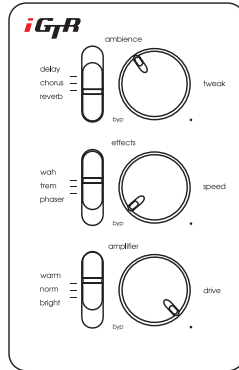
**Acid Tripper**



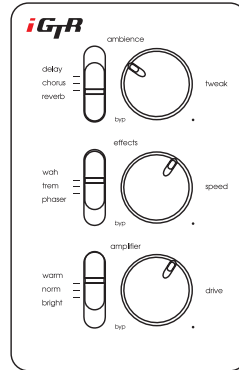
**O.A.S.Y.S.**



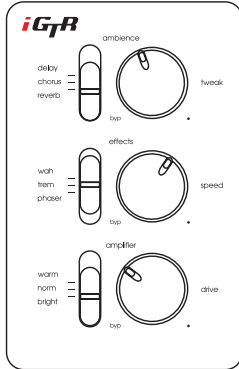
**Double Trouble**



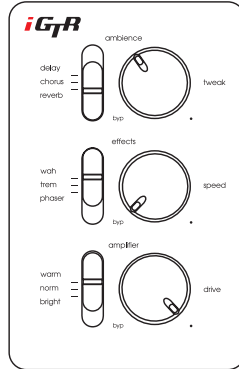
**Speed Demon**



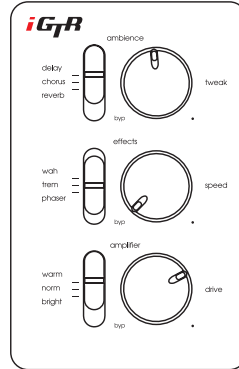
**Fish Head Jam**



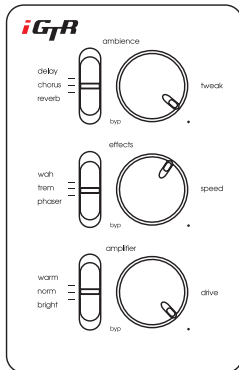
**Metal Vibrator**



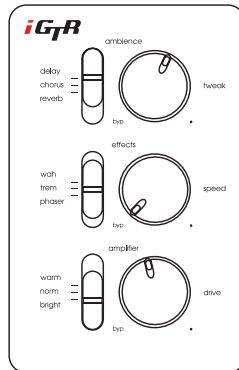
**Iron Dragon**



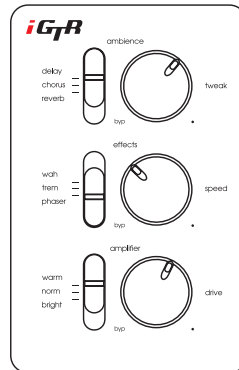
**Page One**



**Future Shock**



**Zed Leopard**



**Progg Rokker**

## Warranty

### One Year Limited Warranty

Waves Audio Ltd. ("Waves") warrants that the Product conforms substantially to the specifications contained in the Product documentation for a period of one (1) year from the date of original purchase from Waves or its authorized resellers. In the case of a valid warranty claim, your sole and exclusive remedy and Waves's entire liability under any theory of liability will be, at its option, to repair or replace the Product without charge or, if this is not possible, to refund the purchase price to you. For warranty service, please call one of Waves offices listed above, to obtain a Return Authorization (RA) number. After you obtain the RA number, ship the defective Product, transportation and insurance charges prepaid, to the Waves location listed above. Write the RA number in large letters on the outside of the shipping box. Enclose your name, address, telephone number, copy of original sales invoice and a detailed description of the problem. Waves will not accept responsibility for loss or damage in transit.

The Warranty is void if the Product serial numbers have been removed from the Product or if the Product has been damaged by misuse, modification or unauthorized repair, as determined at Waves' discretion.

This limited warranty, with all terms, conditions and disclaimers set forth herein, shall extend to the original purchaser and anyone who purchases the Product within the specified warranty period. This limited warranty gives the Buyer certain rights. You may have additional rights provided by applicable laws.

Waves does not authorize any third party, including any dealer or sales representative, to assume any liability or make any additional warranties or representation regarding this Product information on behalf of Waves.

this warranty is in lieu of all warranties, whether oral or written, express, implied or statutory. waves makes no other warranty, either express or implied, including, without limitation, any implied warranties of merchantability, fitness for a particular purpose, or non-infringement. purchaser's sole and exclusive remedy under this warranty shall be repair or replacement as specified herein.

in no event will waves be liable for any direct, indirect, special, incidental or consequential damages resulting from any defect in the product, including lost profits, damage to property and, to the extent permitted by law, damage for personal injury, even if waves has been advised of the possibility of such damages.

Some states do not allow the exclusion of implied warranties or limitations on the duration of an implied warranty, so the above limitations may not apply to you. This warranty gives you specific legal rights. You may have other rights, which vary, state to state.

### Governing Law and Severability

This agreement will be governed by the laws of Israel. If a court finds any provision of this License unenforceable, that provision will be enforced to the maximum extent possible, and the remainder of the License shall continue in full force and effect. In the event of a dispute arising under this Agreement, you consent to jurisdiction in the State of Israel.



**Get  
Real.**



[www.waves.com](http://www.waves.com)