

PARAPHONIC Guitar Synthesizer

Guitar Controller GS-500 INSTRUCTIONS

The GS-500 is the world's first guitar synthesizer. Now guitarists can achieve musical performance possibilities far beyond the limits of their imaginations.


Although the GS-500 feels and responds exactly like a guitar of the highest quality, the similarity ends there. Far beyond its fundamental appearance and design you will discover incredible voices, effects, ensembles and tone colors such as you have never heard from any other single instrument.

Most important, from the moment you first begin to play the Roland Guitar Synthesizer, there is no question that you and your instrument are at one with your music. This is because sensitivity, response, convenience, balance, and feel . . . all these essential factors are at once in evidence.


The result: **you are in total control.**

Five sections of instrumental sound may be combined in any manner to achieve sounds such as guitar with electric bass, or brass combined with violins, synthesizer and french horn. Sustained notes of **any** duration are possible. **Polyphonic** voices may be combined with a six-tone guitar sound to achieve combined ensembles of sound. In fact, **the guitar section alone** offers greater versatility than any conventional electric guitar currently available.

The Roland Guitar Controller, however, provides many more functions and far greater performance control than most keyboard controllers.



Guitar Controller GS-500 CONTROLS & FUNCTIONS



SYNTHESIZER SECTION

POLYENSEMBLE – ON/OFF & VOLUME

The Polyensemble Section of the Synthesizer is turned on or off and its volume is adjusted by these controls.

BASS – ON/OFF & VOLUME

The Bass Section of the Synthesizer is turned on or off and its volume is adjusted by these controls.

SOLO MELODY – ON/OFF & VOLUME

The Solo Melody Section of the Synthesizer is turned on or off and its volume is adjusted by these controls.

EXTERNAL SYNTHESIZER – ON/OFF & VOLUME

The External Synthesizer Section of the Synthesizer is turned on or off and its volume is adjusted by these controls.

GUITAR SECTION

GUITAR – VOLUME/TONE

These controls function the same way as in a conventional electric guitar.

GUITAR

– EQUALIZER MODE SELECTOR

Functions as a pickup selector switch:

“1” – Normal; full-range sound

“2” – Hard, low-cut sound

“3” – Accoustic; slightly attenuated
lows and highs

MASTER VOLUME

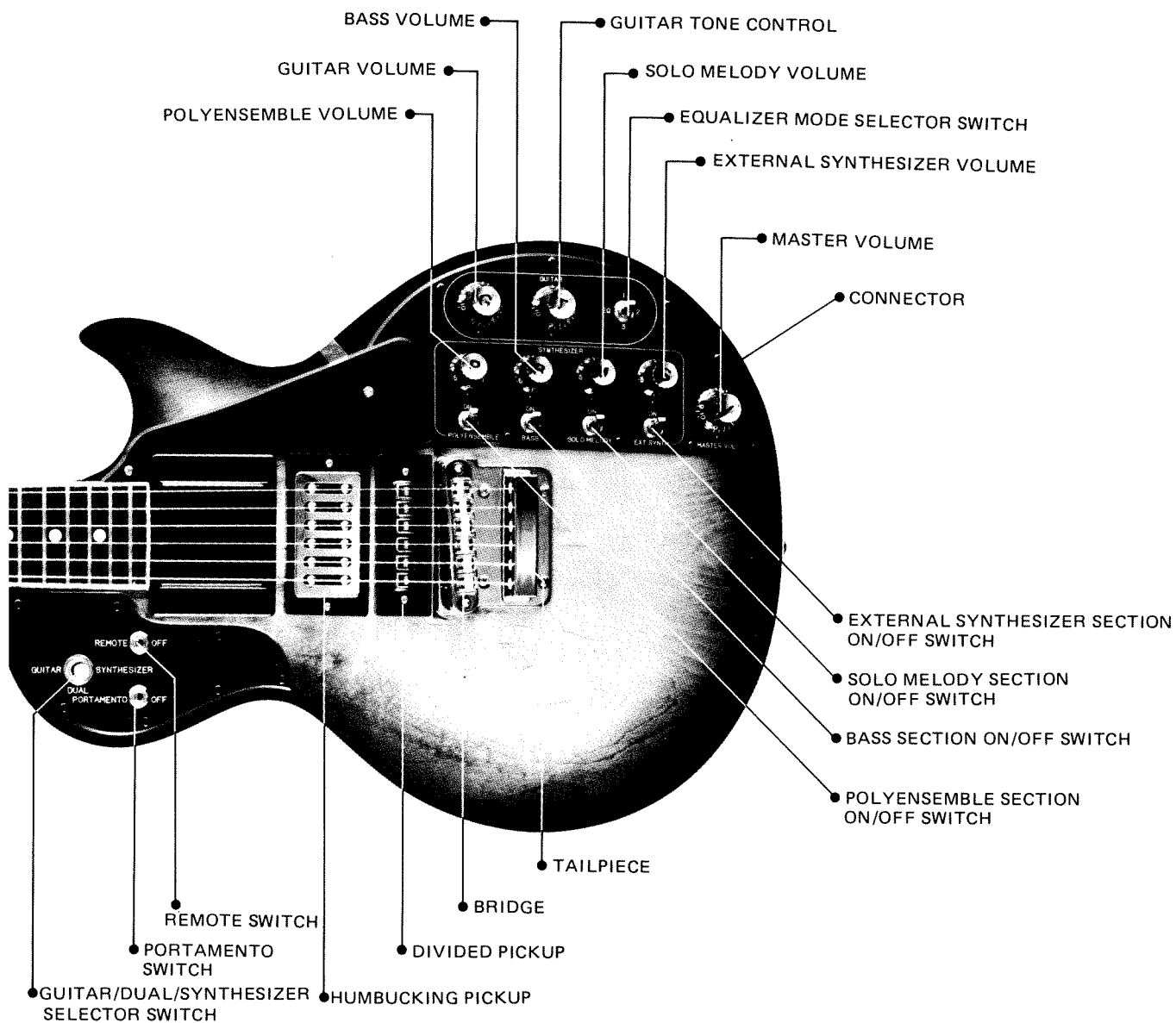
This control adjusts overall volume.

HUMBUCKING PICKUP

Functioning like that of a conventional electric guitar, this pickup is designed by Roland. It incorporates a double coil design that produces a superb electric guitar sound.

DIVIDED PICKUP

Developed especially for the Guitar Synthesizer, this pickup is comprised of six pickups, each independently assigned to a different string. It's function is to prepare sound for the Polyensemble, Bass, Solo Melody and External Synthesizer Sections. CAUTION: FOR OPTIMUM PERFORMANCE, BE SURE TO KEEP THIS PICKUP FREE FROM DUST AND SCRATCHES.



BRIDGE, TAILPIECE


The adjustable bridge with its integral tailpiece is specially designed as a unique, one-piece unit. The bridge lifts the strings above the body of the guitar and transmits string vibrations to the pickup. The distance between the strings and the bridge is adjustable by screws located at both ends of the bridge.

REMOTE SWITCH

This switch is intended primarily for on/off control of LFO modulation of the VCF in the synthesizer's Solo Melody Section. Since it is connected to the Remote Out Jack on the rear panel, it may also be used for remote control of certain amplifier effects such as reverb or chorus.

CONNECTOR

Provides connection between the Guitar Controller and the synthesizer.



PORTAMENTO SWITCH

This on/off switch controls the portamento effect of the External Synthesizer Section.

GUITAR/DUAL/SYNTHESIZER SELECTOR SWITCH

This switch functions to select guitar, synthesizer, or a combination of both. When set for GUITAR, conventional electric guitar sound is obtained. In the SYNTHESIZER position, the Synthesizer is activated. The center position, DUAL, combines GUITAR and SYNTHESIZER.

* You can use ordinary electric guitar string for GS-500.

** Heights of humbucking pickup and bridge can be adjusted freely. The clearance between divided pickup and string, however, should be kept constant.

GS-500 GUITAR CONTROLLER SPECIFICATIONS**SYNTHESIZER SECTION**

SWITCH	GUITAR/DUAL/SYNTHESIZER SELECTOR SWITCH
	PORTAMENTO SWITCH
	REMOTE SWITCH
	POLYENSEMBLE SECTION ON/OFF SWITCH
	BASS SECTION ON/OFF SWITCH
	SOLO MELODY SECTION ON/OFF SWITCH
CONTROL	EXTERNAL SYNTHESIZER SECTION ON/OFF SWITCH
	POLYENSEMBLE VOLUME
	BASS VOLUME
	SOLO MELODY VOLUME
	EXTERNAL SYNTHESIZER VOLUME

GUITAR SECTION

SWITCH	EQUALIZER MODE SELECTOR SWITCH
CONTROL	GUITAR VOLUME
	GUITAR TONE CONTROL
OTHERS	MASTER VOLUME
	HUMBUCKING PICKUP
	DIVIDED PICKUP

DIMENSIONS

335(W) x 1,000(H) x 85(D)MM

WEIGHT 4.8KG**ACCESSORIES**NECK ADJUST WRENCH, PEG ADJUST WRENCH,
POLISHING CLOTH

* Specifications are subject to change without notice.

CAUTIONS FOR USING SYNTHESIZERS

Avoid using the synthesizer in very high or low temperature locations. Also keep it away from heaters and coolers since this type of equipment tends to affect circuit and pitch stability.

Avoid using synthesizers in very dusty or high-humidity places.

Use a soft cloth when wiping the Guitar Controller. Avoid using thinners and/or solvents.

Salt can damage the exteriors as well as the internal circuitry of synthesizers. Using the Roland Guitar Synthesizer while or immediately after eating salty snacks can cause problems with conductivity of jacks.

KEEPING GS-500

When keeping in the case for a short period, keep the strings as they are tuned.

When keeping in the case for a long period, keep the strings loosened without removing them.

Oil or dust may cause noise or bad performance. Further, that may result in corrosion of strings, getting out of tune, or bad effect on connector and pegs. After using GS-500, wipe and keep it always clean.

By renewing strings, good sounds can be maintained. Replace them from time to time.

 Roland®

10156

UPC 10156



:099:

 Roland®