

SPEAKER SYSTEM

DA-1500

Instructions

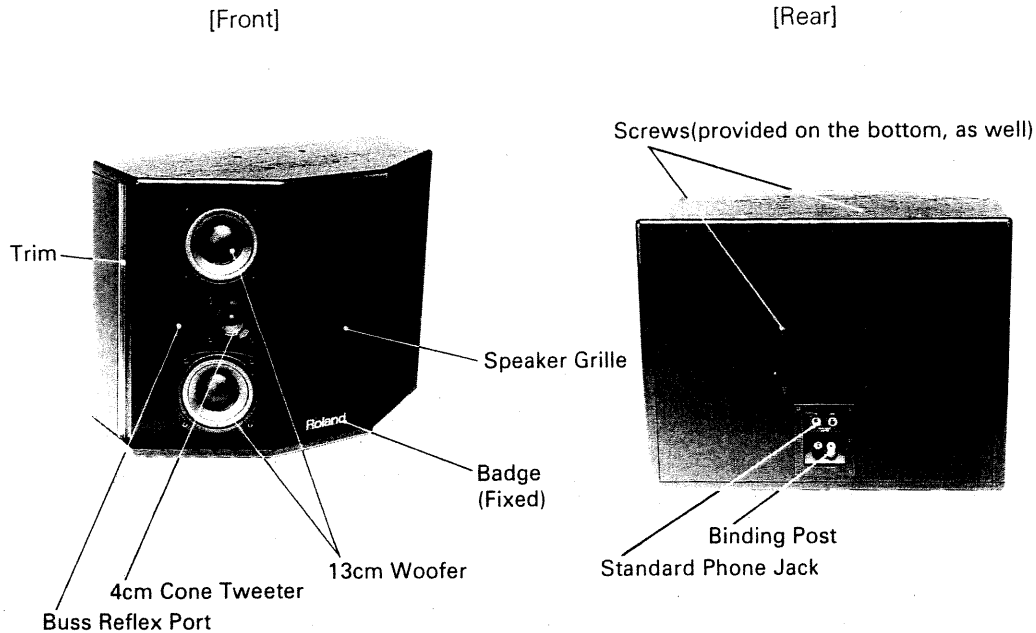


Please read the instructions carefully.

IMPORTANT NOTES

- To unpack the speaker, do not hold the speaker grille but the cabinet, to avoid damaging the net or speaker itself.
- Keep the carton and cushion in case you may have the speaker repaired.
- Do not place the speaker in excessive heat or humidity, or where it may be affected by direct sunlight, dust or vibration.
- Do not remove the screws on the side panel of the speaker except for installation, otherwise, the proper features of the speaker cannot be obtained.
- Do not input excessive power that is more than the rated input.
- Do not push the net of the speaker grille hard, or the speaker will be damaged.
- Clean the speaker with a soft cloth, and use a mild detergent. DO NOT USE SOLVENTS SUCH AS THINNER, OR ALCOHOL.

SPEAKER ILLUSTRATION



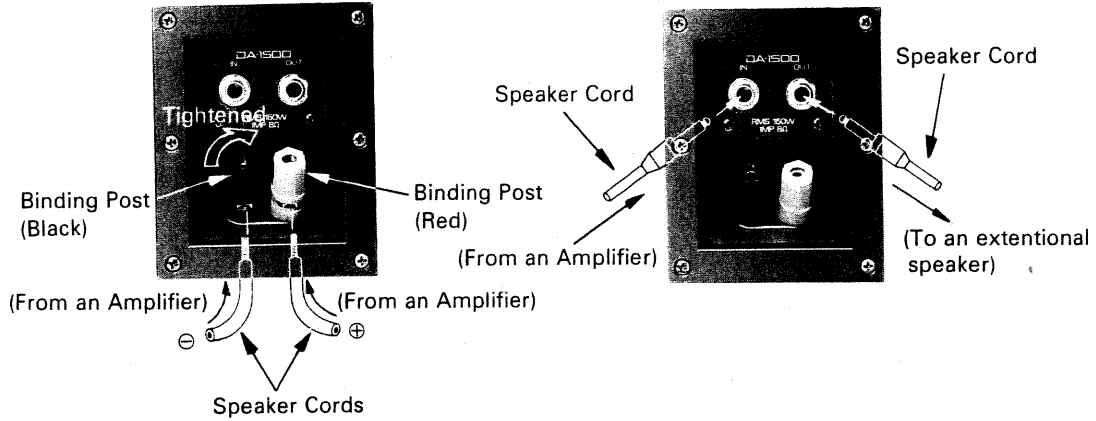
FEATURES

- With expanded service area, this speaker can reproduce sounds, constant and powerful.
- Nine two-way speakers are placed in a polyhedral bass reflex enclosure in an excellent balance.
- This speaker system uses 13cm high rated input woofers (with polypropylene cones) and 4cm cone tweeters with liquid edge that allow smooth and wideband sound reproduction.
- Powerful and wideband sounds can be obtained from such a small body, owing to its high rated input (150w:EIA RS-426A).
- This speaker is provided with both binding posts (screw type terminals) and standard phone jacks (input and output).
- Using the optional stands and metal fittings, you can install the speakers on the wall or ceiling.

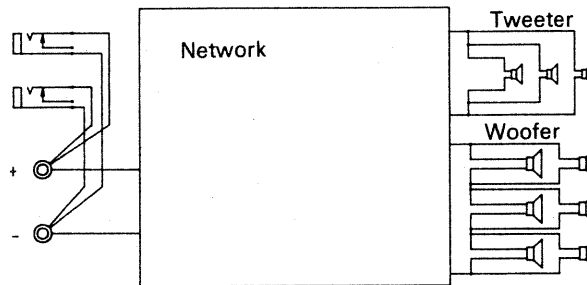
CONNECTION

[When using binding posts]

[When using a standard phone jack]



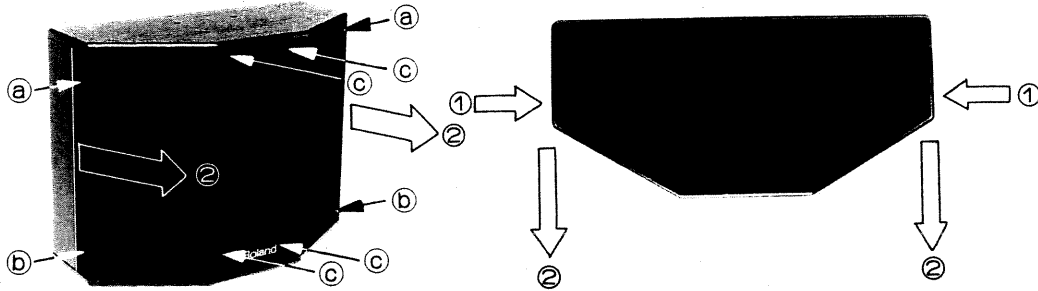
[Circuit Diagram]



NOTES ON CONNECTION

- Before connecting a speaker to an amplifier, turn the amplifier off.
- For setup, use a thick speaker cord. (Up to 4.5mm cord can be used at a binding post.)
- Connect the input on the speaker's back panel to the speaker output of the amplifier, taking care of the polarities. The red speaker terminal of the speaker is positive, and the black one is negative.
- Be sure that positive (+) and negative (−) ends of the cord are not touched, or short circuit may be caused, damaging the amplifier.

REMOVING THE SPEAKER GRILLE



The speaker grille on the front side of the speaker system can be removed or attached as follows.

[How to remove the speaker grille]

Hold the upper part of the grille's frame **a** in direction **①**, then pull it forward (in direction **②**) about 3 to 6mm. Similarly, pull the lower part of the frame **b**. You may need to pull the grille quite hard, as it is attached rather tightly.

[How to attach the speaker grille]

Push the speaker grille into the grooves of the trim on both sides, then push the center part of the grille **c**.

- * When removing or attaching the grille, be sure that you are not holding the net or badge on the grille but the frame.

OPTIONAL METAL FITTINGS AND STANDS

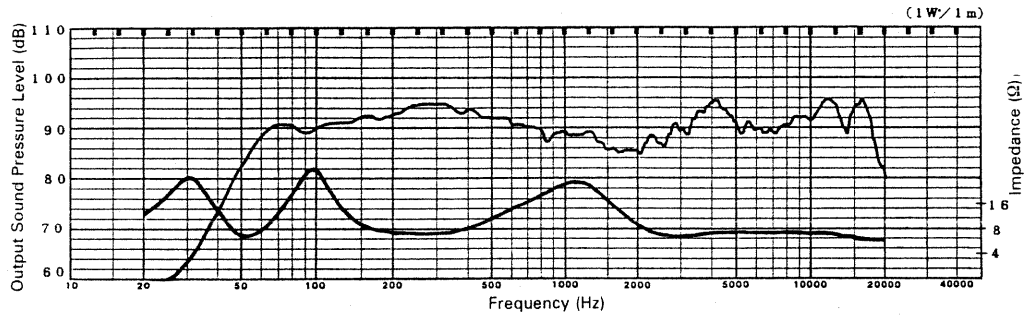
Using optional metal fittings and stands, you can install the speaker system where you like.

Speaker Stand (Three leg type)	SS-115
Floor Stand (Fixed height)	SS-215
Mount Adaptor for a wall (Adjustable Type)	SS-621
Mount Adaptor for a wall (Attached type)	SS-655
Mount Adaptor for a ceiling (Adjustable type)	SS-515

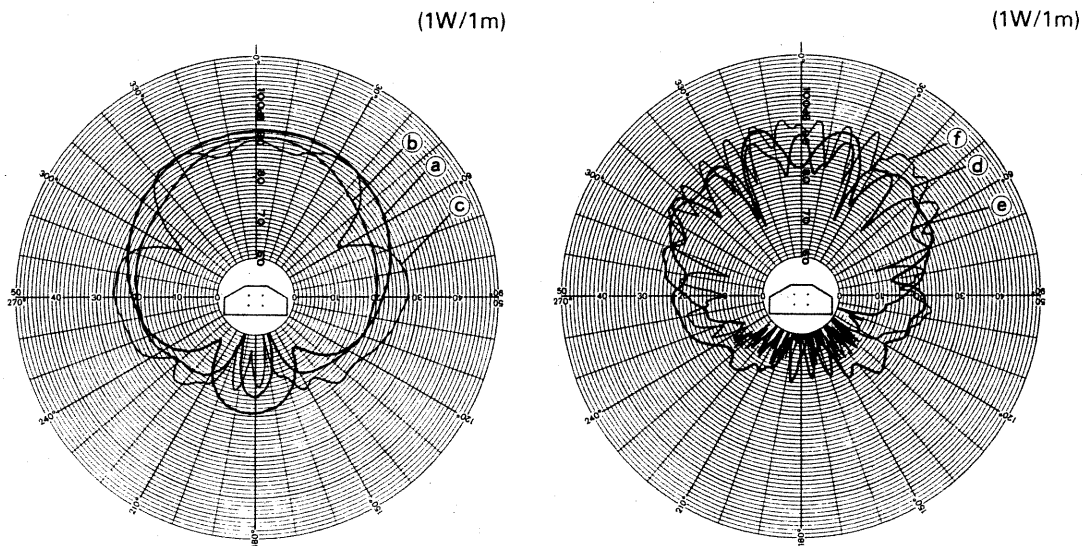
- Read the instructions of the relevant metal fittings and stands.
- Check if the ceiling or wall is as strong as to hold the weight of the speaker.

CHARACTERISTIC

[Frequency Response/Impedance Characteristic Curves]



[Polar Pattern (horizontal)]



a : 500 Hz

b : 1 kHz

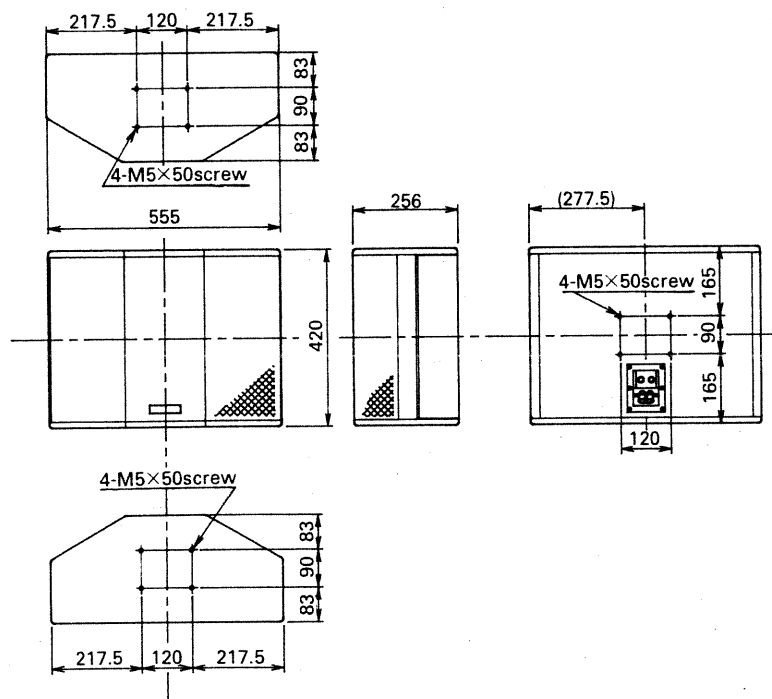
c : 2 kHz

d : 4 kHz

e : 8 kHz

f : 16 kHz

SPECIFICATIONS



Speaker System DA-1500

- Speaker : 13cm × 6 (Woofer)/Polypropylene Cone
4cm × 3 (Tweeter)/Liquid Edge
- Rated Input : 150W (RMS) *EIA RS-426-A
- Maximum Input : 450W
- Impedance : 8Ω
- Output Sound Pressure Level : 94 dB (1W/1m)
- Crossover Frequency : 2.6kHz
- Frequency Response : 55Hz to 20kHz
- Enclosure : Bass Reflex Type
- Material and Finish : MDF (Black, grained vinyl chloride, veneered)
Mesh Grilled (Blue)
- Input : Standard Phone Jack [φ 6.3]
Binding Posts
- Output (for expansional connection) : Standard Phone Jack [φ 6.3]
- Dimensions : 420(H) × 555(W) × 256(D)mm
16-9/16" × 21-7/8" × 10-1/16"
- Weight : 19kg/41 lb 15oz
- Accessories : Speaker Cord with a plug on one end
(10m two-lead type cord)

* Specifications are subject to change without notice.

 Roland®

11062

UPC

11062



10991

Roland