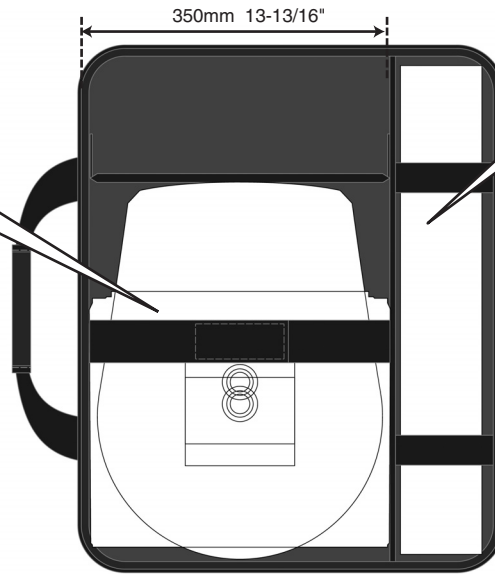


# HPD-10, SPD-S Exclusive Carrying Bag CB-HPD-10 Owner's Manual

Before using this product, carefully read the sections entitled: "Using the Unit Safely" and "Important Notes." These sections provide important information concerning the proper operation of the product. Additionally, in order to feel assured that you have gained a good grasp of every feature provided by your new product, the Owner's Manual should be read in its entirety. The manual should be saved and kept on hand as a convenient reference.

### Here is where you stow the HPD-10 (or SPD-S).

This product can hold the HPD-10/SPD-S with the mounting plate attached. When you use it in this way, be sure to place it in the bag with the percussion surface at the bottom.



### Here is where you stow the pad stand.

Separate the PDS-10 pad stand into two pieces, the legs and the pole, and fasten them in place securely using the included hook-and-loop fasteners.

### Dimensions

590(W) x 150(D) x 480(H) mm  
23-1/4"(W) x 5-15/16(D) x 18-15/16(H) inches

### Materials

Polyester 600D / Polyester

## USING THE UNIT SAFELY

### INSTRUCTIONS FOR THE PREVENTION OF FIRE, ELECTRIC SHOCK, OR INJURY TO PERSONS

About **⚠** WARNING and **⚠** CAUTION Notices





<b>⚠ WARNING</b>	Used for instructions intended to alert the user to the risk of death or severe injury should the unit be used improperly.
<b>⚠ CAUTION</b>	Used for instructions intended to alert the user to the risk of injury or material damage should the unit be used improperly. * Material damage refers to damage or other adverse effects caused with respect to the home and all its furnishings, as well to domestic animals or pets.

About the Symbols


<b>⚠</b>	The <b>⚠</b> symbol alerts the user to important instructions or warnings. The specific meaning of the symbol is determined by the design contained within the triangle. In the case of the symbol at left, it is used for general cautions, warnings, or alerts to danger.
<b>Ⓢ</b>	The <b>Ⓢ</b> symbol alerts the user to items that must never be carried out (are forbidden). The specific thing that must not be done is indicated by the design contained within the circle. In the case of the symbol at left, it means that the unit must never be disassembled.
<b>⚡</b>	The <b>⚡</b> symbol alerts the user to things that must be carried out. The specific thing that must be done is indicated by the design contained within the circle. In the case of the symbol at left, it means that the power-cord plug must be unplugged from the outlet.

### ALWAYS OBSERVE THE FOLLOWING

## ⚠ WARNING

- Before using this product, make sure to read the instructions below, and the Owner's Manual. 
- Do not open or perform any internal modifications on the product. 
- In households with small children, an adult should provide supervision until the child is capable of following all the rules essential for the safe operation of the product. 
- Protect the product from strong impact. (Do not drop it!) 

## ⚠ CAUTION

- This bag for use only with specific Roland HPD-10 or SPD-S. Do not use with other models. 

## IMPORTANT NOTES

In addition to the items listed under "USING THE UNIT SAFELY," please read and observe the following:

### Placement

- Do not expose the product to direct sunlight, place it near devices that radiate heat, leave it inside an enclosed vehicle, or otherwise subject it to temperature extremes. Excessive heat can deform or discolor the product.

### Maintenance

- For everyday cleaning wipe the product with a soft, dry cloth or one that has been slightly dampened with water. To remove stubborn dirt, use a cloth impregnated with a mild, non-abrasive detergent. Afterwards, be sure to wipe the product thoroughly with a soft, dry cloth.
- Never use benzine, thinners, alcohol or solvents of any kind, to avoid the possibility of discoloration and/or deformation.

Copyright © 2006 ROLAND CORPORATION  
All rights reserved. No part of this publication may be reproduced in any form without the written permission of ROLAND CORPORATION.