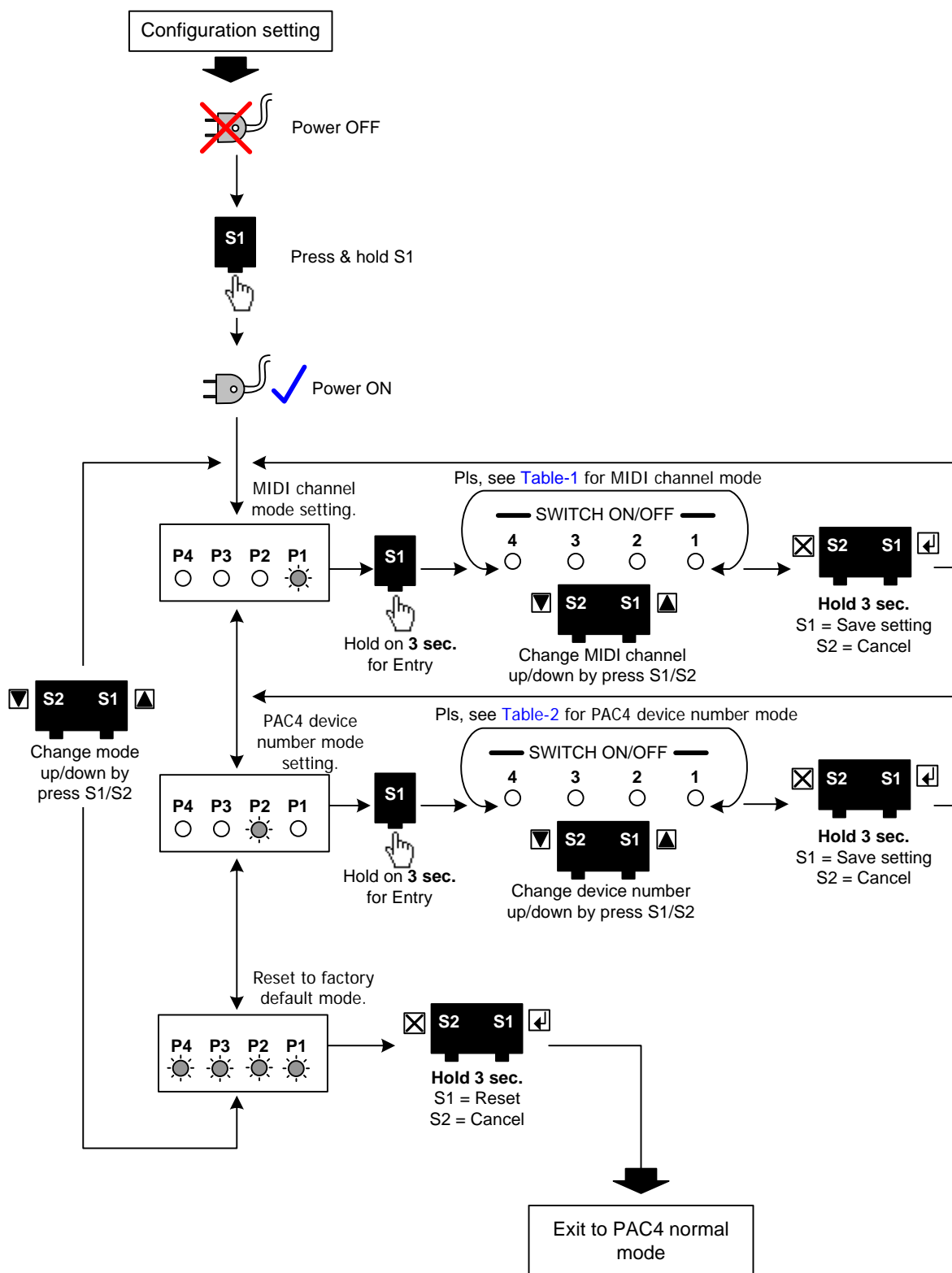
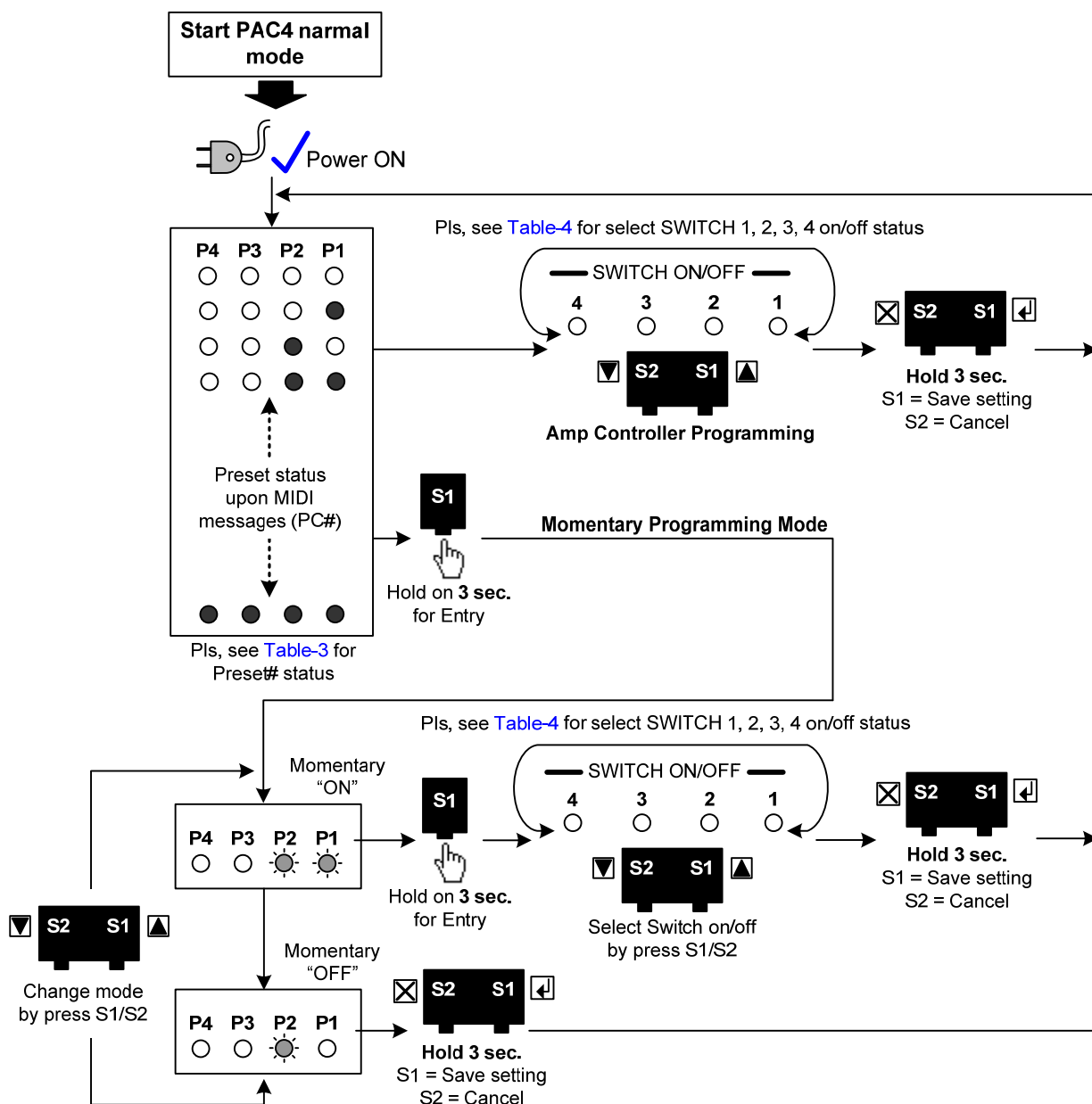


PAC4 configuration setting



PAC4 Amp Control Programming.



P4	P3	P2	P1	MIDI Channel#	4	3	2	1	Switch4	Switch3	Switch2	Switch1
○	○	○	●	MIDI Channel#1	○	○	○	○	OFF	OFF	OFF	OFF
○	○	●	○	MIDI Channel#2	○	○	○	●	OFF	OFF	OFF	ON
○	○	●	●	MIDI Channel#3	○	○	●	○	OFF	OFF	ON	OFF
○	●	○	○	MIDI Channel#4	○	○	●	●	OFF	OFF	ON	ON
○	●	○	●	MIDI Channel#5	○	●	○	○	OFF	ON	OFF	OFF
○	●	●	○	MIDI Channel#6	○	●	○	●	OFF	ON	OFF	ON
○	●	●	●	MIDI Channel#7	○	●	●	○	OFF	ON	ON	OFF
●	○	○	○	MIDI Channel#8	○	●	●	●	OFF	ON	ON	ON
●	○	●	●	MIDI Channel#9	●	○	○	○	ON	OFF	OFF	OFF
●	○	●	○	MIDI Channel#10	●	○	○	●	ON	OFF	OFF	ON
●	○	○	●	MIDI Channel#11	●	○	●	○	ON	OFF	ON	OFF
●	●	○	○	MIDI Channel#12	●	○	●	●	ON	OFF	ON	ON
●	●	●	●	MIDI Channel#13	●	●	○	○	ON	ON	OFF	OFF
●	●	●	○	MIDI Channel#14	●	●	○	●	ON	ON	OFF	ON
●	●	○	●	MIDI Channel#15	●	●	●	○	ON	ON	ON	OFF
○	○	○	○	MIDI Channel#16	●	●	●	●	ON	ON	ON	ON

Table-1 Display LEDs L1-L4 status for MIDI Channel.
PAC4 used normal standard MIDI channel mode in channel#1

Table-4 Display Amp Switch 1, 2, 3, 4 on/off status.

P4	P3	P2	P1	PAC4 Device Number#
○	○	○	●	Device Number#1
○	○	●	○	Device Number#2
○	●	○	○	Device Number#3
●	○	○	○	Device Number#4

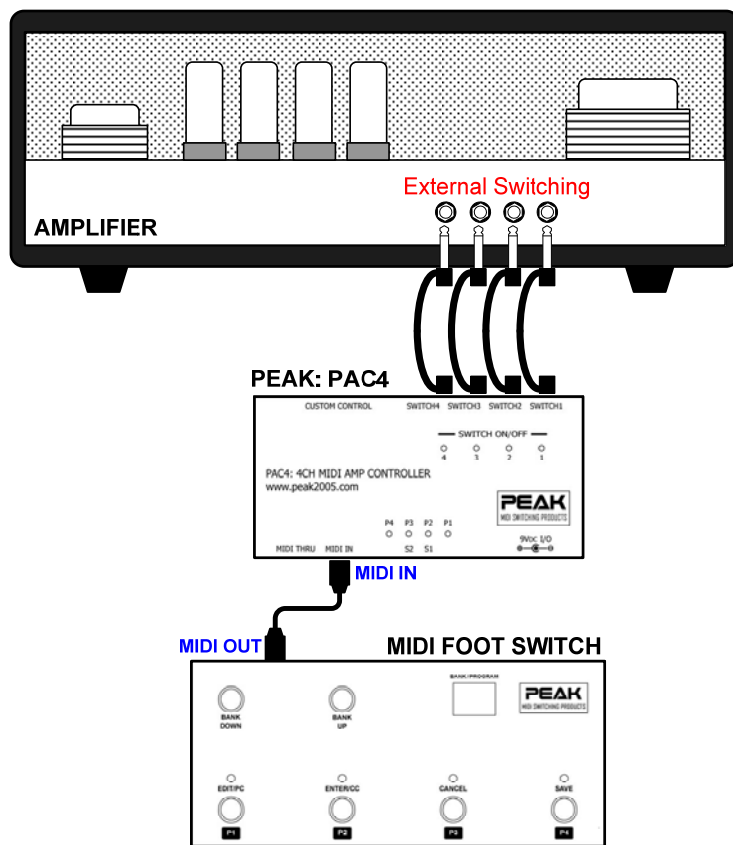
Table-2 Display LEDs status for PAC4 Device Number.

P4	P3	P2	P1	MIDI Program Change Number (PAC4 Preset)								
○	○	○	○	0	16	32	48	64	80	96	112	
○	○	○	●	1	17	33	49	65	81	97	113	
○	○	●	○	2	18	34	50	66	82	98	114	
○	○	●	●	3	19	35	51	67	83	99	115	
○	●	○	○	4	20	36	52	68	84	100	116	
○	●	○	●	5	21	37	53	69	85	101	117	
○	●	●	○	6	22	38	54	70	86	102	118	
○	●	●	●	7	23	39	55	71	87	103	119	
●	○	○	○	8	24	40	56	72	88	104	120	
●	○	○	●	9	25	41	57	73	89	105	121	
●	○	●	○	10	26	42	58	74	90	106	122	
●	○	●	●	11	27	43	59	75	91	107	123	
●	●	○	○	12	28	44	60	76	92	108	124	
●	●	○	●	13	29	45	61	77	93	109	125	
●	●	●	○	14	30	46	62	78	94	110	126	
●	●	●	●	15	31	47	63	79	95	111	127	

Table-3 Display Preset# status of LEDs P1, P2, P3, P4.

PEAK PAC4-MIDI AMP CONTROLLER

PAC4 single operation



PAC4 with expansion

