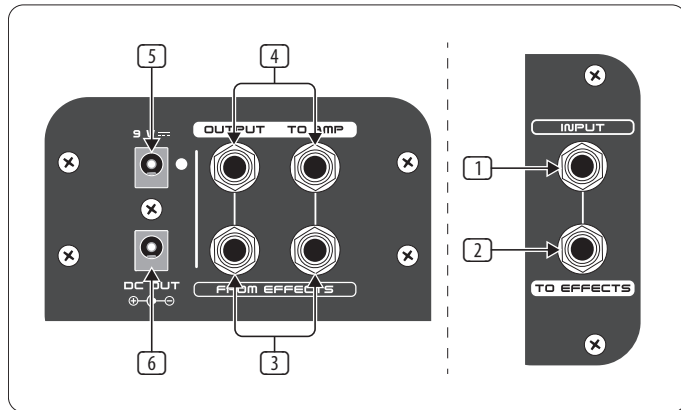


# PEDAL BOARD PB1000/PB600

Universal Effects Pedal Floor Board with Integrated 9 V DC Power Supply and Patch Cables

Thank you for showing your confidence in us by purchasing the Behringer PEDAL BOARD PB1000/PB600. This high-quality lightweight pedal board is able to transport up to 12 (PB1000) or up to 6 (PB600) pedals. The onboard 1.7 A power supply includes all necessary cabling for powering your collection of stompboxes

## 1. Connections



- 1 Use this 1/4" TS **INPUT** connector to plug in the instrument cable. Please use only a high-quality instrument cable here.
- 2 The 1/4" TS **TO EFFECTS** connector sends the signal to your effects pedals.
- 3 Use these 1/4" TS **FROM EFFECTS** connectors to plug in the stereo effects signal from your effects pedals.
- 4 These 1/4" TS **OUTPUT TO AMP** connectors send the signal to your amp(s).
- 5 Use the **9 V** connection to plug in the included 9 V power supply.
- 6 Use the **DC OUT** connector to plug in the included daisy chain cable and connect it to all effects pedals.

## 2. Safety Instructions

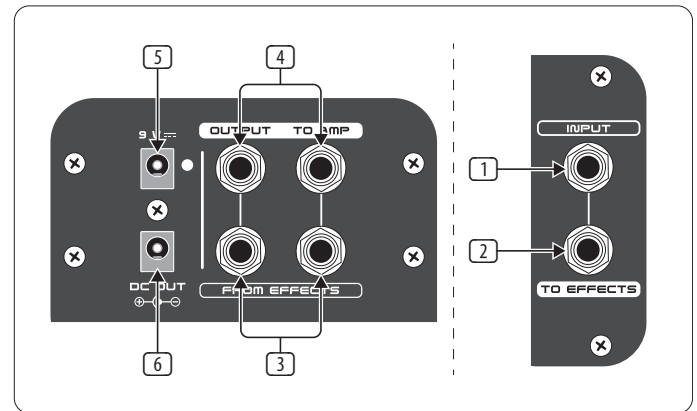
Do not use near water, or install near heat sources. Use only authorized attachments/accessories. Do not service product yourself. Contact our qualified servicing personnel for servicing or repairs, especially when power supply cord or plug is damaged.

## 3. Warranty

For the applicable warranty terms and conditions and additional information regarding Music Tribe's Limited Warranty, please see complete details online at [musictribe.com/warranty](http://musictribe.com/warranty).

Gracias por brindarnos tu confianza al adquirir la PEDAL BOARD PB1000 de Behringer. Esta ligera pedalera de alta calidad permite transportar hasta 12 pedales de efectos. El adaptador de corriente de 1,7 A incluye todos los cables necesarios para suministrar de energía a tu colección de pedales de efectos.

## 1. Conexiones



- 1 Usa el jack mono de 6,3 mm **INPUT** para conectar el cable de tu instrumento. Procura utilizar sólo cables de instrumento de alta calidad.
- 2 El jack mono de 6,3 mm **TO EFFECTS** transmite la señal de tu instrumento a los pedales de efectos (TU300 en la ilustración).
- 3 Utiliza los jacks mono de 6,3 mm **FROM EFFECTS** para conectar la señal estéreo de tus pedales de efectos (DR100 en la ilustración).
- 4 Los jacks mono de 6,3 mm **OUTPUT TO AMP** transmiten la señal a tu(s) amplificador(es).
- 5 Enchufa en el conector **9 V** la fuente de alimentación incluida.
- 6 Utiliza la salida **DC OUT** para conectar el cable de interconexión incluido y conectar todos los pedales en cadena.

## 2. Instrucciones de Seguridad

No utilizar ni instalar cerca de agua o fuentes de calor. Utiliza sólo accesorios y aditamentos autorizados. No intentes reparar el producto por ti mismo. Contacta a nuestro personal técnico cualificado para servicio y reparaciones, especialmente cuando la fuente o el cable de alimentación hayan sufrido algún daño.

## 3. Garantía

Si quiere conocer los detalles y condiciones aplicables de la garantía así como información adicional sobre la Garantía limitada de Music Tribe, consulte online toda la información en la web [musictribe.com/warranty](http://musictribe.com/warranty).

EN

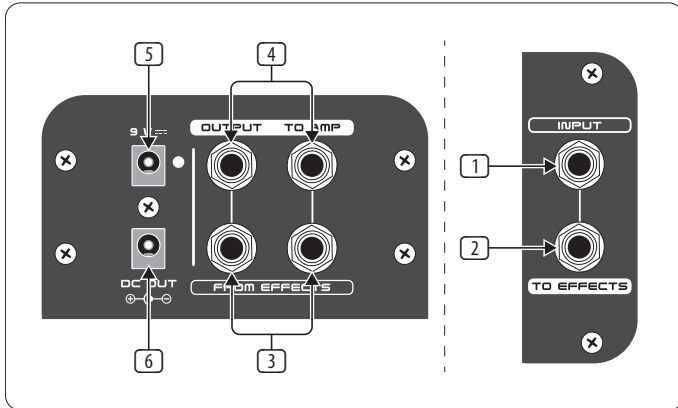
ES

# PEDAL BOARD PB1000/PB600

Universal Effects Pedal Floor Board with Integrated 9 V DC Power Supply and Patch Cables

Merci de la confiance que tu nous as prouvée en achetant le PEDAL BOARD PB1000 Behringer. Cette mallette compacte de haute qualité pour pédales d'effet permet de transporter et de pré-configurer jusqu'à 12 pédales. Le bloc d'alimentation intégré de 1,7 A est accompagné du câble de chaînage nécessaire pour alimenter ta collection de pédales d'effet.

## 1. Connexions



- 1 Relie le câble de ton instrument à l'entrée **INPUT** sur jack mono. Veille à toujours utiliser un câble instrument de haute qualité.
- 2 Le connecteur **TO EFFECTS** sur jack mono conduit le signal jusqu'à tes pédales d'effet (TU300 sur l'illustration).
- 3 Utilise les connecteurs **FROM EFFECTS** sur jacks mono pour le câblage du signal d'effet stéréo délivré par tes pédales (DR100 sur l'illustration).
- 4 Les sorties **OUTPUT TO AMP** sur jacks mono délivrent le signal destiné à ton/tes ampli(s).
- 5 Utilise le connecteur **9 V** pour le branchement du bloc d'alimentation 9 V inclus.
- 6 Utilise le connecteur **DC OUT** pour alimenter la chaîne de pédales en le reliant à toutes les pédales d'effet.

## 2. Consignes de Sécurité

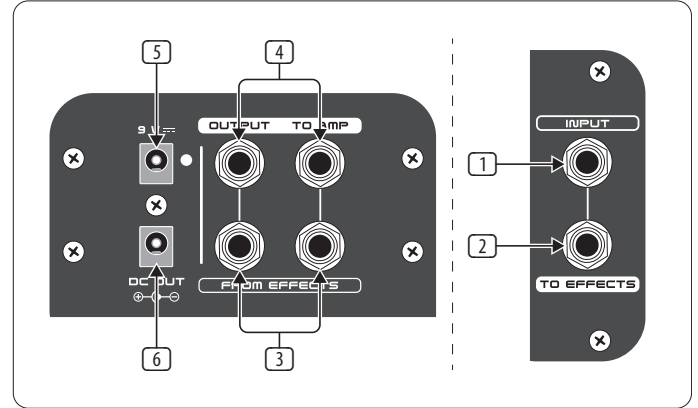
Ne pas utiliser ni installer à proximité de liquides ou de sources de chaleur. Utiliser exclusivement les accessoires autorisés. Ne pas réaliser de maintenance soi-même sur le produit. Contacter notre personnel technique pour tout service ou réparation, particulièrement si le cordon ou le connecteur du bloc d'alimentation est endommagé.

## 3. Garantie

Pour connaître les termes et conditions de garantie applicables, ainsi que les informations supplémentaires et détaillées sur la Garantie Limitée de Music Tribe, consultez le site Internet [musictribe.com/warranty](http://musictribe.com/warranty).

Vielen Dank für das Vertrauen, das Du uns mit dem Kauf des Behringer PEDAL BOARD PB1000 entgegengebracht hast. Mit diesem hochwertigen, leichten Floor Board können bis zu 12 Effektpedale transportiert werden. Das integrierte 1,7 A-Netzteil inklusive aller Kabel bietet alles nötige, um Deine Stompbox-Sammlung zu betreiben.

## 1. Anschlüsse



- 1 Die 6,3-mm **IN**-Monoklinkenbuchse dient zum Anschluss des Instruments. Verwende hierfür bitte nur hochqualitative Instrumentenkabel.
- 2 Die 6,3-mm **TO EFFECTS**-Monoklinkenbuchse leitet das Signal an Deine Effektpedale weiter (TU300 in der Abbildung).
- 3 Verwende die 6,3-mm **FROM EFFECTS**-Monoklinkenbuchsen, um das Stereo-Effektssignal Deiner Pedale anzuschließen (DR100 in der Abbildung).
- 4 Diese 6,3-mm **OUTPUT TO AMP**-Monoklinkenbuchsen leiten das Signal an Deinen/Deine Verstärker weiter.
- 5 Der **9 V**-Anschluss dient zum Anschluss des mitgelieferten 9 V Adapters.
- 6 Verwende den **DC OUT**-Anschluss, um das mitgelieferte Daisy Chain-Kabel anzuschließen und alle Effektpedale zu verkabeln.

## 2. Garantie

Die geltenden Garantiebedingungen und zusätzliche Informationen bezüglich der von Music Tribe gewährten beschränkten Garantie finden Sie online unter [musictribe.com/warranty](http://musictribe.com/warranty).

## 3. Sicherheitshinweise

Betriebe das Gerät nicht in der Nähe von Wasser oder Wärmequellen. Verwende bitte nur autorisiertes Zubehör. Führe bitte keinerlei Reparaturen am Gerät eigenständig durch. Reparaturen sind nur von qualifiziertem Fachpersonal vorzunehmen, insbesondere bei Beschädigungen des Netzkabels oder Netzsteckers.

FR

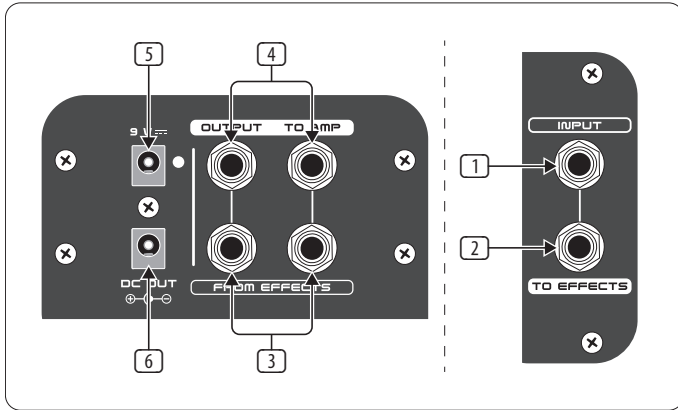
DE

# PEDAL BOARD PB1000/PB600

Universal Effects Pedal Floor Board with Integrated 9 V DC Power Supply and Patch Cables

Obrigado pela confiança que depositou em nós ao adquirir a Behringer PEDAL BOARD PB1000. Esta pedaleira de alta qualidade muito leve é capaz de transportar até 12 pedais de efeitos. O quadro de alimentação de 1,7 A inclui toda a cablagem necessária para ligar a sua coleção de stompboxes.

## 1. Ligações



- 1 Use este conector ¼" **TS INPUT** para ligar o cabo do instrumento. Por favor, use apenas um cabo de instrumento de alta qualidade aqui.
- 2 O conector ¼" **TS TO EFFECTS** envia o sinal para os seus pedais de efeitos (TU300 na ilustração).
- 3 Use estes conectores ¼" **TS FROM EFFECTS** para ligar o sinal de efeitos estéreo dos seus pedais de efeitos (DR100 na ilustração).
- 4 Estes conectores ¼" **TS OUTPUT TO AMP** enviam o sinal para o(s) seu(s) amplificador(es).
- 5 Use a conexão **9 V** para ligar o quadro de alimentação de 9 V incluído.
- 6 Use o conector **DC OUT** para ligar o cabo Daisy Chain incluído e o ligar a todos os pedais de efeitos.

## 2. Instruções de Segurança

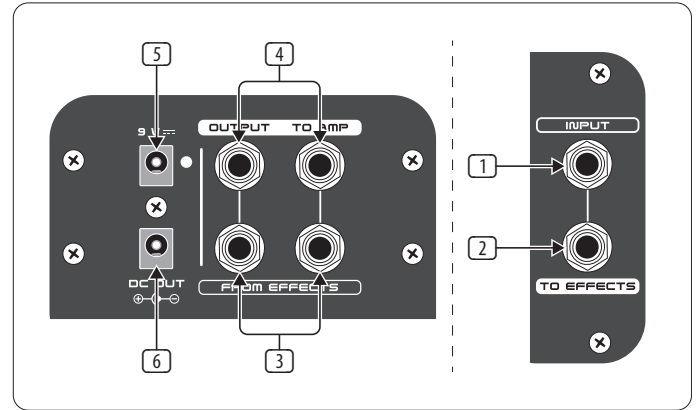
Não utilize na proximidade de água, nem instale perto de fontes de calor. Use apenas conexões e acessórios autorizados. Não repare o seu produto. Contacte o nosso pessoal qualificado para consertos ou reparações, especialmente se o cabo ou a tomada de alimentação estiverem danificados.

## 3. Garantia

Para obter os termos de garantia aplicáveis e condições e informações adicionais a respeito da garantia limitada do Music Tribe, favor verificar detalhes na íntegra através do website [musictribe.com/warranty](http://musictribe.com/warranty).

Grazie per averci dimostrato la tua fiducia acquistando la Behringer PEDAL BOARD PB1000 / PB600. Questa pedaliera leggera di alta qualità è in grado di trasportare fino a 12 (PB1000) o fino a 6 (PB600) pedali. L'alimentatore integrato da 1,7 A include tutti i cavi necessari per alimentare la tua collezione di pedali

## 1. Connessioni



- 1 Utilizzare questo connettore **TS INPUT** da ¼" per collegare il cavo dello strumento. Utilizzare qui solo un cavo per strumenti di alta qualità.
- 2 Il connettore da ¼" **TS TO EFFECTS** invia il segnale ai pedali degli effetti.
- 3 Utilizzare questi connettori da ¼" **TS FROM EFFECTS** per collegare il segnale degli effetti stereo dai pedali degli effetti.
- 4 Questi connettori da ¼" **TS OUTPUT TO AMP** inviano il segnale agli amplificatori.
- 5 Utilizzare la connessione da **9 V** per collegare l'alimentatore da 9 V incluso.
- 6 Utilizzare il connettore **DC OUT** per collegare il cavo a margherita incluso e collegarlo a tutti i pedali degli effetti.

## 2. Istruzioni di sicurezza

Non utilizzare vicino all'acqua o installare vicino a fonti di calore. Utilizzare solo allegati / accessori autorizzati. Non eseguire la manutenzione del prodotto da soli. Contattare il nostro personale di assistenza qualificato per assistenza o riparazioni, soprattutto se il cavo di alimentazione o la spina sono danneggiati.

## 3. Garanzia

Per i termini e le condizioni di garanzia applicabili e ulteriori informazioni sulla garanzia limitata di Music Tribe, vedere i dettagli completi online su [musictribe.com/warranty](http://musictribe.com/warranty).

PT

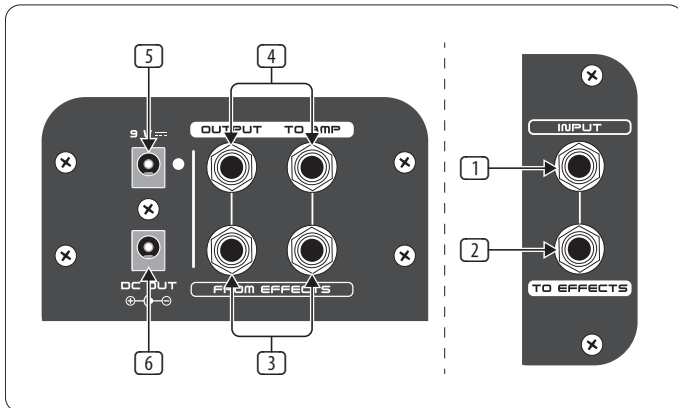
IT

# PEDAL BOARD PB1000/PB600

Universal Effects Pedal Floor Board with Integrated 9 V DC Power Supply and Patch Cables

Bedankt voor het vertrouwen dat je ons hebt getoond door de Behringer PEDAL BOARD PB1000 / PB600 te kopen. Dit hoogwaardige lichtgewicht pedaalbord kan maximaal 12 (PB1000) of maximaal 6 (PB600) pedalen vervoeren. De ingebouwde 1,7 A-voeding bevat alle benodigde bekabeling om uw verzameling stompboxen van stroom te voorzien

## 1. Verbindingen



- 1 Gebruik deze ¼" **TS INPUT**-connector om de instrumentkabel aan te sluiten. Gebruik hier alleen een hoogwaardige instrumentkabel.
- 2 De ¼" **TS TO EFFECTS**-connector stuurt het signaal naar uw effectpedalen.
- 3 Gebruik deze ¼" **TS FROM EFFECTS**-aansluitingen om het stereo-effectsignaal van uw effectpedalen aan te sluiten.
- 4 Deze ¼" **TS OUTPUT TO AMP**-connectoren sturen het signaal naar uw versterker (s).
- 5 Gebruik de 9 V- aansluiting om de meegeleverde 9 V-voeding aan te sluiten.
- 6 Gebruik de **DC OUT**-connector om de meegeleverde daisy chain-kabel aan te sluiten en op alle effectpedalen aan te sluiten.

## 2. Veiligheidsinstructies

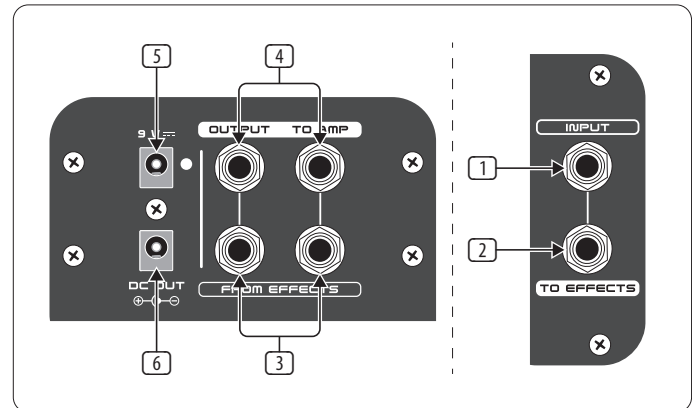
Niet in de buurt van water of warmtebronnen gebruiken. Gebruik alleen geautoriseerde hulpstukken / accessoires. Voer zelf geen onderhoud uit aan het product. Neem contact op met ons gekwalificeerd onderhoudspersoneel voor onderhoud of reparaties, vooral als het netsnoer of de stekker beschadigd is.

## 3. Garantie

Voor de toepasselijke garantievoorwaarden en aanvullende informatie over de beperkte garantie van Music Tribe, zie de volledige details online op [musictribe.com/warranty](http://musictribe.com/warranty).

Tack för att du visar ditt förtroende för oss genom att köpa Behringer PEDAL BOARD PB1000 / PB600. Detta högkvalitativa lätta pedalkort kan transportera upp till 12 (PB1000) eller upp till 6 (PB600) pedaler. Den inbyggda 1,7 A-strömförsörjningen innehåller alla nödvändiga kablar för att driva din samling av stompboxar

## 1. Anslutningar



- 1 Använd denna ¼" **TS INPUT**-kontakt för att ansluta instrumentkabeln. Använd endast en högkvalitativ instrumentkabel här.
- 2 ¼" **TS TO EFFECTS**-kontakten skickar signalen till dina effektpedaler.
- 3 Använd dessa ¼" **TS FRÅN EFFECTS**-kontakter för att ansluta stereoeffektssignalen från dina effektpedaler.
- 4 Dessa ¼" **TS OUTPUT TO AMP**-kontakter skickar signalen till din förstärkare.
- 5 Använd **9 V**-anslutningen för att ansluta den medföljande 9 V-strömförsörjningen.
- 6 Använd **DC OUT**-kontakten för att ansluta den medföljande kedjekabeln och anslut den till alla effektpedaler.

## 2. Säkerhetsinstruktioner

Använd inte i närheten av vatten eller installera nära värmekällor. Använd endast auktoriserade tillbehör / tillbehör. Underhåll inte produkten själv. Kontakta vår kvalificerade servicepersonal för service eller reparationer, särskilt när nätkabeln eller kontakten är skadad.

## 3. Garanti

För tillämpliga garantivillkor och ytterligare information om Music Tribe begränsade garanti, se fullständig information online på [musictribe.com/warranty](http://musictribe.com/warranty).

NL

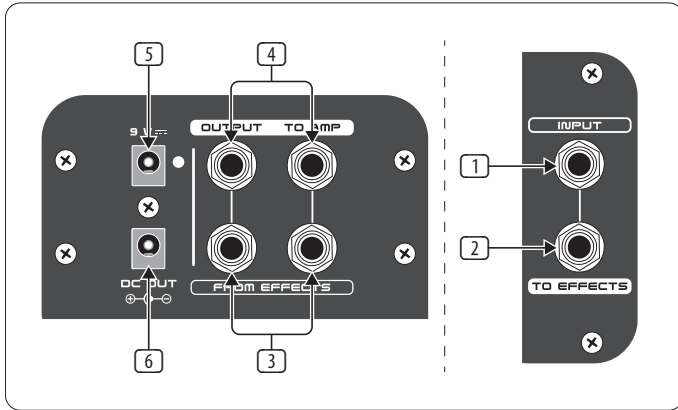
SE

# PEDAL BOARD PB1000/PB600

Universal Effects Pedal Floor Board with Integrated 9 V DC Power Supply and Patch Cables

Dziękujemy za okazane nam zaufanie kupując Behringer PEDAL BOARD PB1000 / PB600. Ta wysokiej jakości lekka deska pedałów może pomieścić do 12 (PB1000) lub do 6 (PB600) pedałów. Wbudowany zasilacz 1,7 A zawiera całe niezbędne okablowanie do zasilania kolekcji kostek podłogowych

## 1. Znajomości



- 1 Użyj tego złącza ¼" TS INPUT do podłączenia kabla instrumentu. Proszę używać tutaj tylko wysokiej jakości kabla instrumentalnego.
- 2 Złącze ¼" TS TO EFFECTS przesyła sygnał do twoich pedałów efektów.
- 3 Użyj tych złączy ¼" TS FROM EFFECTS, aby podłączyć stereofoniczny sygnał efektów z pedałów efektów.
- 4 Te złącza ¼" TS OUTPUT TO AMP przesyłają sygnał do wzmacniacza (-ów).
- 5 Użyj złącza 9 V, aby podłączyć dołączony zasilacz 9 V.
- 6 Użyj złącza DC OUT, aby podłączyć dołączony kabel szeregowy i podłączyć go do wszystkich pedałów efektów.

## 2. Instrukcje bezpieczeństwa

Nie używaj w pobliżu wody ani nie instaluj w pobliżu źródeł ciepła. Używaj tylko autoryzowanych dodatków / akcesoriów. Nie naprawiaj produktu samodzielnie. Skontaktuj się z naszym wykwalifikowanym personelem serwisowym w celu wykonania serwisu lub naprawy, zwłaszcza w przypadku uszkodzenia przewodu zasilającego lub wtyczki.

## 3. Gwarancja

Aby zapoznać się z obowiązującymi warunkami gwarancji i dodatkowymi informacjami dotyczącymi ograniczonej gwarancji Music Tribe, zapoznaj się ze wszystkimi szczegółami w trybie online pod adresem [musictribe.com/warranty](http://musictribe.com/warranty).

## 4. Specifications

### PB1000

#### Power Supply

Connectors	¼" TS, unbalanced
Power supply	9 V, 1.7 A switching adaptor (included)
USA/Canada 120 V~, 60 Hz	GPE182-090170-1 (HSB-UL)
Europe/Australia 230 V~, 50 Hz	GPE182-090170-2 (HSB-EU)
U.K.	GPE182-090170-3 (HSB-UK)
Korea 220 V~, 60 Hz	GPE182-090170-4 (HSB-SAA)
China 220 V~, 50 Hz	GPE182-090170-5 (HSB-CCC)
Japan 100 V~, 50/60 Hz	GPE182-090170-6 (HSB-JP)
Power connector	2 mm DC jack, center negative (with daisy-chain cable included)
Power consumption	2 mA

#### Dimensions/Weight

Dimensions (H x W x D)	19.8 x 26.1 x 4.5" (504 x 663 x 115 mm)
Weight	approx. 12.3 lbs / 5.6 kg including PSU & daisy chain

### PB600

#### Power Supply

Connectors	¼" TS, unbalanced
Power supply	9 V, 1.7 A switching adaptor (included)
USA/Canada 120 V~, 60 Hz	GPE182-090170-1 (HSB-UL)
Europe/Australia 230 V~, 50 Hz	GPE182-090170-2 (HSB-EU)
U.K.	GPE182-090170-3 (HSB-UK)
Korea 220 V~, 60 Hz	GPE182-090170-4 (HSB-SAA)
China 220 V~, 50 Hz	GPE182-090170-5 (HSB-CCC)
Japan 100 V~, 50/60 Hz	GPE182-090170-6 (HSB-JP)
Power connector	2 mm DC jack, center negative (with daisy-chain cable included)
Power consumption	2 mA

#### Dimensions/Weight

Dimensions (H x W x D)	13 x 26.1 x 4.4" (329 x 663 x 113 mm)
Weight	approx. 8.4 lbs / 3.8 kg including PSU & daisy chain

Behringer is constantly striving to maintain the highest professional standards. As a result of these efforts, modifications may be made from time to time to existing products without prior notice. Specifications and appearance may therefore differ from those listed or shown.

EN

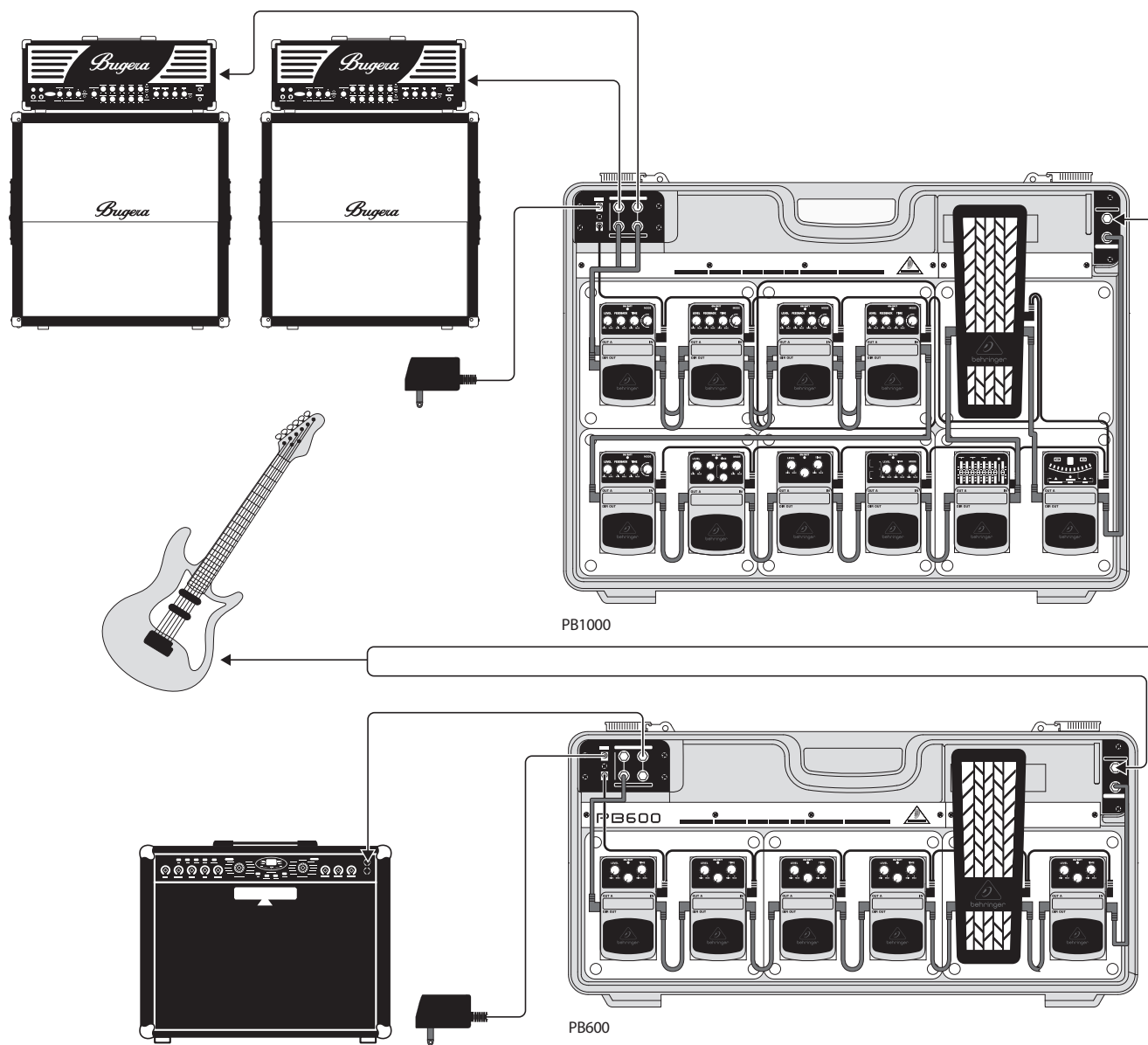
PL

# PEDAL BOARD PB1000/PB600

Universal Effects Pedal Floor Board with Integrated 9 V DC Power Supply and Patch Cables

## 5. Application Example

(Products shown not included except PB1000/PB600)



## FEDERAL COMMUNICATIONS COMMISSION COMPLIANCE INFORMATION

**Behringer****PEDAL BOARD PB1000/PB600**Responsible Party Name: **Music Tribe Commercial NV Inc.**Address: **5270 Procyon Street,  
Las Vegas NV 89118,  
United States**Phone Number: **+1 702 800 8290**

### PEDAL BOARD PB1000/PB600

This equipment has been tested and found to comply with the limits for a Class B digital device, pursuant to part 15 of the FCC Rules. These limits are designed to provide reasonable protection against harmful interference in a residential installation. This equipment generates, uses and can radiate radio frequency energy and, if not installed and used in accordance with the instructions, may cause harmful interference to radio communications. However, there is no guarantee that interference will not occur in a particular installation. If this equipment does cause harmful interference to radio or television reception, which can be determined by turning the equipment off and on, the user is encouraged to try to correct the interference by one or more of the following measures:

- Reorient or relocate the receiving antenna.
- Increase the separation between the equipment and receiver.
- Connect the equipment into an outlet on a circuit different from that to which the receiver is connected.
- Consult the dealer or an experienced radio/TV technician for help.

This device complies with Part 15 of the FCC rules. Operation is subject to the following two conditions:

- (1) this device may not cause harmful interference, and
- (2) this device must accept any interference received, including interference that may cause undesired operation.

#### Important information:

Changes or modifications to the equipment not expressly approved by Music Tribe can void the user's authority to use the equipment.

Operation Ambient Temperature up to 45°.



Hereby, Music Tribe declares that this product is in compliance with Directive 2014/35/EU, Directive 2014/30/EU, Directive 2011/65/EU and Amendment 2015/863/EU, Directive 2012/19/EU, Regulation 519/2012 REACH SVHC and Directive 1907/2006/EC.

Full text of EU DoC is available at <https://community.musictribe.com/>

EU Representative: Music Tribe Brands DK A/S

Address: Ib Spang Olsens Gade 17, DK - 8200 Aarhus N, Denmark

Music Tribe accepts no liability for any loss which may be suffered by any person who relies either wholly or in part upon any description, photograph, or statement contained herein. Technical specifications, appearances and other information are subject to change without notice. All trademarks are the property of their respective owners. Midas, Klark Teknik, Lab Gruppen, Lake, Tannoy, Turbosound, TC Electronic, TC Helicon, Behringer, Bugera, Oberheim, Auratone, Aston Microphones, Aston Microphones and Coolaudio are trademarks or registered trademarks of Music Tribe Global Brands Ltd. © Music Tribe Global Brands Ltd. 2021 All rights reserved.