



PRODUCT HIGHLIGHTS

- Converts eight analog audio channels to a Pro16 A-Net digital stream
- ADAT In and ADAT Out for cascading two AV-M8 modules
- 48kHz, 24-bit A/D converters
- Per-channel controls for gain, +48V phantom power, and low cut filter
- 20dB switchable pad (Channels 1 and 2)
- Stereo Link per channel pair
- Reversible mounting flanges and rack ears

The AV-M8 Mic Input Module provides eight mic-level inputs to a Pro16® system. Two channels also include a 20dB switchable pad, supporting line-level inputs. Eight channels of digital audio may also be input via ADAT®, from a second AV-M8 module. The unit may be mounted in a rack or to a table or podium, using the reversible mounting flanges or optional rack ears.

Analog audio is input via eight latching 5.0 mm Euroblock connectors. Each analog input channel features configuration DIP switches for individually selectable gain settings, +48V phantom power, and low cut filter.

Analog input channels are routed to Channels 1-8 in the A-Net® stream, while channels input via ADAT become A-Net Channels 9-16. Stereo linking for all eight A-Net channel pairs is supported

through an eight-position rear-panel DIP switch.

A-Net connections include A-Net Out and A-Net Expansion, using locking Neutrik® EtherCon® connectors. The A-Net Expansion jack allows up to 32 channels to be carried on a single Cat-5e cable, in either 32x0 or 16x16 configurations. Larger systems (up to 64 channels on a cable) can be built using Aviom's AN-16SBR rackmount System Bridges.

Pro16 A-Net supports Cat-5e cable runs up to 500ft/150m between devices. For installations requiring longer cable runs, single- or multi-mode fiber optics may be utilized, using certain standard third-party media converters.

The AV-M8 is compatible with all Pro16 Series products.

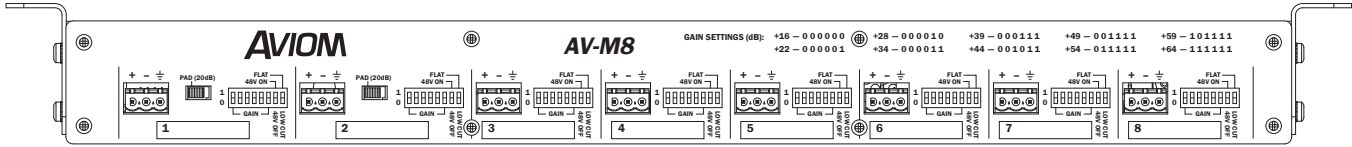
AV-M8 MIC INPUT MODULE SPECIFICATIONS

Analog Audio Inputs	6, mic-level
	2, balanced line- or mic-level
	8 female Euroblock connectors, 5.0 mm, panel-mount
	Screw terminals: Audio +; Audio -; Ground
	8 male Euroblock connectors supplied in box
A/D Conversion	48kHz, 24-bit
Gain Settings	+16dB to +64dB (10 settings)
	6-position DIP switch, per channel
Max. Input Level	Mic: -2dBu; Line: +18dBu
Stereo Operation	Stereo Link, per channel pair; Two-position switch (Normal, Link)
ADAT®	1 ADAT In, 48kHz, 8 channels routed to A-Net Out, Channels 9-16
	1 ADAT Out, 48kHz, 8 channels routed from analog inputs
Input Impedance	Channels 1-2, without pad: 2.48k ohms Channels 1-2, with pad: 5.63k ohms Channels 3-8: 2.68k ohms
Freq. Response	4Hz-22kHz +0.2dB/-3dB
THD +N	< 0.003%
Crosstalk	-90dB

Signal to Noise (unweighted)	A/D: -105dB
Low Cut Filter	-3dB @ 85Hz, -18dB per octave
Phantom Power	+48 volts, per channel
Pad	20dB, switchable, Channels 1 and 2 only
Mic Input	EIN (Equivalent Input Noise): -128dBu
	(Rs = 150 ohms, 20kHz BW, Gain = +60dB)
	CMRR (Common Mode Rejection Ratio): 80dB @ 120Hz (Gain = +60dB)
Bit Error Rate (BER)	10 ⁻¹²
Pro16® A-Net®	Out: 1; Expansion: 1; EtherCon® connectors
	A-Net Expansion combines two A-Net streams (32 channels of audio) onto one Cat-5e cable
	Uses unshielded Cat-5e UTP (or better) cable
Latency	0.880 msec (measured from analog input to analog output)
Power Supply	Internal, universal switching type; IEC jack
Voltage	100-240VAC, 50-60Hz, 60W; Fuse: 250VAC, F4AL
Dimensions	19" (482.6 mm) wide x 9.25" (243.9 mm) deep; 1U high
Weight	8 lbs (3.63 kilo)
<i>All Aviom products are designed and manufactured in the USA.</i>	

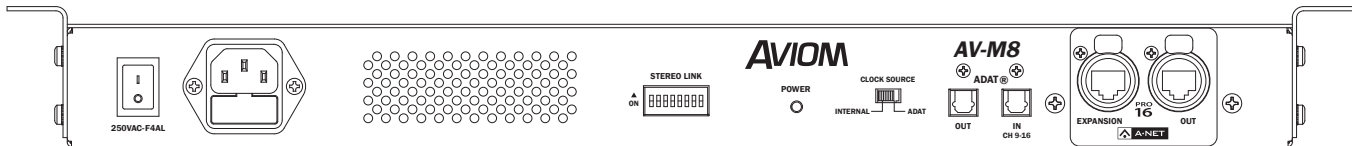
FRONT PANEL FEATURES

- Two mic- or line-level inputs (Euroblock connectors)
- Six mic-level inputs (Euroblock connectors)
- Per-channel gain, +48V phantom power, low cut filter
- 20dB switchable pad (Channels 1 and 2)

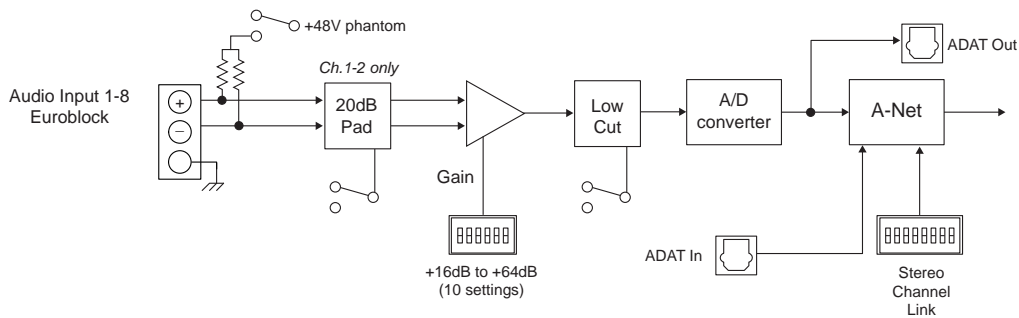


REAR PANEL FEATURES

- A-Net Out (EtherCon connector)
- A-Net Expansion (EtherCon connector)
- ADAT In and ADAT Out
- Clock source select
- Stereo Link DIP switches



AV-M8 BLOCK DIAGRAM



ARCHITECTURAL SPECIFICATION

The Aviom AV-M8 shall output a Pro16® A-Net® data stream derived from six channels of mic-level analog inputs, two channels of line- or mic-level analog inputs, and eight channels of ADAT® digital inputs. It shall use 24-bit A/D converters with a 48kHz sampling rate.

It shall have a frequency response from 4Hz to 22kHz, +0.2/-3dB or better, with total harmonic distortion no more than 0.003%. It shall have an equivalent input noise level of -128dB for microphone level signals. Input gain shall be selectable from 10 settings ranging from +16dB to +64dB.

Front panel per-channel features shall include switchable +48 volt phantom power and low cut filter. Channels 1 and 2 shall include a 20dB pad with on/off switch. Each pair of channels shall have a Stereo Link switch on the rear panel.

The unit shall be powered from an internal universal power supply (110 to 240 VAC). It shall be UL and CE listed. Rear panel features shall include an AC power receptacle with fuse. It shall be supplied with a detachable AC cable. The rear panel shall include an AC power switch and power LED.

The rear panel shall have EtherCon® RJ45 connectors for A-Net Out and A-Net Expansion. Digital clock source shall be selectable from the ADAT input or the internal clock.

The unit shall employ latching 5.0mm Euroblock connectors for analog audio inputs. Its dimensions shall be 19 inches wide, 9.25 inches deep, and 1U (1.75 inches) high. Its net weight shall be 8 pounds, and its steel chassis shall be finished in black. The unit shall be Aviom, Inc. model AV-M8.